

Curtis Controller (Drive)



LT#	Model Number	Voltage	Current
A.B.01.01.1407A1	1212-2401	24V	70A
B.A.01.0101A1	1212P-2501	24V	90A
B.A.01.0102A1	1212P-2502	24V	90A

Curtis Controller (Drive)



LT#	Model Number	Voltage	Current
B.A.01.0105A1	1212S-2501	24V	90A

Curtis Controller (Drive)



LT#	Model Number	Voltage	Current
B.A.01.0107A1	1212C-2502	24V	90A
B.A.01.0111A1	1212C-2506	24V	90A

Curtis Controller (Drive)



LT#	Model Number	Voltage	Current
B.A.01.0119A3	1226BL-4101	36-48V	90A

Curtis Controller (Drive)



LT#	Model Number	Voltage	Current
A.B.01.01.6407A1	1228-2430	24V	70A
A.B.01.01.6411A2	1228-2901	24V	110A

Curtis Controller (Drive)



LT#	Model Number	Voltage	Current
A.B.01.02.0427A1	1204M-4201	24-36V	275A
A.B.01.02.0527A1	1204M-5203	36-48V	275A
A.B.01.02.0632A1	1204M-6301	48-72V	325A

Curtis Controller (Drive)



LT#	Model Number	Voltage	Current
A.B.01.02.1550A1	1205M-5603	36-48V	500A
A.B.01.02.1640A1	1205M-6B403	36-48V	400A

Curtis Controller (Drive)



LT#	Model Number	Voltage	Current
A.B.01.02.3655A1	1221M-6701	48-72V	550A

Curtis Controller (Drive)



LT#	Model Number	Voltage	Current
B.A.01.0201A1	1207B-4102	24V	250A
B.A.01.0203A1	1207B-5101	24V	300A

Curtis Controller (Drive)



LT#	Model Number	Voltage	Current
A.B.01.03.1550A1	1244-5561	36-48V	500A
A.B.01.03.1560A1	1244-5651	36-48V	600A
A.B.01.03.1660A1	1244-5661	48-84V	600A

Curtis Controller (Drive)



LT#	Model Number	Voltage	Current
A.B.01.03.2527A1	1266A-5201	36-48V	275A
A.B.01.03.2535A1	1266R-5351	48V	350A

Curtis Controller (Drive)



LT#	Model Number	Voltage	Current
A.B.01.03.3540A1	1268-5403	36-48V	400A

Curtis Controller (Drive)



LT#	Model Number	Voltage	Current
LL01-Y201A	1520-5501	48V	500A

Curtis Controller (Drive)



LT#	Model Number	Voltage	Current
B.A.01.0301A1	1243-4220	24-36V	200A
B.A.01.0305A1	1243-4320	24-36V	300A

Curtis Controller (Drive)



LT#	Model Number	Voltage	Current
A.B.01.04.1307A1	1222-5101	24-48V	70A

Curtis Controller (Drive)



LT#	Model Number	Voltage	Current
A.B.01.04.1418A1	1232E-2121	24V	180A
A.B.01.04.1425A1	1232E-2321	24V	250A

Curtis Controller (Drive)



LT#	Model Number	Voltage	Current
A.B.01.04.2535A1	1234E-5321	36-48V	350A
A.B.01.04.2535A2	1234-5371	36-48V	350A

Curtis Controller (Drive)



LT#	Model Number	Voltage	Current
A.B.01.04.3945A1	1236-5401	36-48V	450A
A.B.01.04.3545A2	1236E-5421	36-48V	450A
A.B.01.04.3545A3	1236-5401	36-48V	450A
A.B.01.04.3840A1	1238-6401	48-80V	350A

Curtis Controller (Drive)



LT#	Model Number	Voltage	Current
A.B.01.04.4565A1	1238-5601	36-48V	650A
A.B.01.04.4565A2	1238E-5621	36-48V	650A
A.B.01.04.4655A1	1238-6501	48-80V	550A

Motor Controller (Drive)



LT#	Model Number	Voltage	Current
B.A.01.010101	1212 Series	24V	90A

Motor Controller (Drive)



LT#	Model Number	Voltage	Current
B.A.01.020301	1207B Series	24V	300A

Motor Controller (Drive)



LT#	Model Number	Voltage	Current
A.B.01.10.143201	1204M Series	24-36V	275A
A.B.01.10.153201	1204M Series	36-48V	325A

Motor Controller (Drive)



LT#	Model Number	Voltage	Current
A.B.01.10.255001	1205M Series	36-48V	500A
A.B.01.10.264001	1205M Series	60-72V	400A

Motor Controller (Drive)



LT#	Model Number	Voltage	Current
A.B.01.10.455001	1215 Series	36-48V	500A

Motor Controller (Drive)



LT#	Model Number	Voltage	Current
A.B.01.10.456001	1219 Series	36-48V	600A

Motor Controller (Drive)



LT#	Model Number	Voltage	Current
B.A.01.030501	1243 Series	24-36V	300A

Motor Controller (Drive)



LT#	Model Number	Voltage	Current
A.B.01.10.656001	1244 Series	36-48V	600A
A.B.01.10.666001	1244 Series	48-84V	600A

Motor Controller (Drive)



LT#	Model Number	Voltage	Current
B.A.01.040101	1250 Series	24V	250A

Motor Controller (Drive)



LT#	Model Number	Voltage	Current
A.B.01.10.754501	1236 Serie	36-48V	450A

Zapi Controller (Drive)



LT#	Model Number	Voltage	Current
B.A.01.1201A1	HD	24V	230A

Zapi Controller (Drive)



LT#	Model Number	Voltage	Current
A.B.04.01.2542A1	H2B	48V	420A
A.B.04.01.2560A1	H2B	48V	600A
A.B.04.01.2660A1	H2B	80V	600A

Motor Controller (Drive)



LT#	Model Number	Voltage	Current
A.B.04.01.254201	H2G	48V	420A
A.B.04.01.256001	H2G	48V	600A
A.B.04.01.266001	H2G	80V	600A

Zapi Controller (Drive)



LT#	Model Number	Voltage	Current
B.A.01.1401A1	AC-0	24V	150A
B.A.01.1405A3	AC-0	24V	200A

Zapi Controller (Drive)



LT#	Model Number	Voltage	Current
A.B.04.03.1425A1	AC-1	24V	250A

Zapi Controller (Drive)



LT#	Model Number	Voltage	Current
A.B.04.03.3545A1	AC-2	48V	450A
A.B.04.03.3650A1	AC-2	80V	500A

Zapi Controller (Drive)



LT#	Model Number	Voltage	Current
A.B.04.03.8535A1	ACE2	36-48V	350A
A.B.04.03.8540A1	ACE2	36-48V	400A
A.B.04.03.8545A1	ACE2	36-48V	450A
A.B.04.03.8550A1	ACE2	36-48V	500A

Zapi Controller (Drive)



LT#:A.B.04.03.8545A2  
ACE2 36-48V/450A

GE Controller (Drive)  
48V 450A



LT#:A.B.02.02.0545A1  
IC3645SR4U454N4

GE Controller (Drive)  
48V 600A



LT#:A.B.02.02.0560A1  
IC3645SR4W606N6

GE Controller (Drive)  
80V 450A



LT#:A.B.02.02.0645A1  
IC3645SR7W455CH8

SME Power Module  
36/48V 600A



LT#:A.B.06.0107  
B00IV785B01  
Used for Doosan/Baoli/Longgong

SME Power Module  
80V 450A



LT#:A.B.06.0115  
B00IV210B03  
Used for Doosan/Baoli/Longgong

SME Power Module  
48V 750A



LT#:A.B.06.0127  
B00IV065B02  
Used for Doosan/Baoli/Longgong

SME Control Box  
36/48V



LT#:A.B.06.0130  
E00IV414B01  
Used for Doosan/Baoli/Longgong

SME Control Box  
80V



LT#:A.B.06.0134  
B00IV219B10  
Used for Doosan/Baoli/Longgong

Inmotion Controller (Drive)  
48V 350A



LT#:A.B.07.4810  
ACS4810-350C  
Used for Heli/Hangcha

Inmotion Controller (Drive)  
48V 525A



LT#:A.B.07.4825  
ACS48M-525C-35P  
Used for Heli/Hangcha

Inmotion Controller (Drive)  
80V 330A



LT#:A.B.07.8015  
ACS8015-330C  
Used for Heli/Hangcha

Inmotion Controller (Drive)  
24-80V



LT#:A.B.07.9001  
VMC20-C2  
Used for Heli/Hangcha

Control Box  
48V



LT#:A.B.09.48001G1  
Used for Baoli/Longgong

Power Module  
48V 550A



LT#:A.B.09.485501  
Used for Baoli/Longgong

Sevcon Controller (Drive)  
48V



LT#:A.B.05.0401  
633T43801  
Used for Hyundai

Sevcon Controller (Drive)  
48V



LT#:A.B.05.0115  
634A44101  
Used for Hyundai /Feeler

Motor Controller (Drive)



LT#:B.A.01.4103A1  
C30  
Used for Liftstar

Motor Controller (Drive)  
24V 100A



LT#:B.A.01.4108A5  
BM24C10-CAN  
Used for Noblelift

Motor Controller (Drive)  
48V 75A



LT#:B.A.01.4205A1  
B1503  
Used for Hangcha

Motor Controller (Drive)



LT#:B.A.01.5011A1  
KEB48201X  
Used for Xilin

IGBT



LT#:LL01-C013G  
181U2-62451  
Used for Tcm

IGBT



LT#:LL01-F001A  
10600A-030

IGBT



LT#:LL01-F002A  
ETN36-030

<p>IGBT</p> <p>LT#:LL01-F004A ET439</p>	<p>IGBT</p> <p>LT#:LL01-F005G TM1100H-025</p>	<p>IGBT</p> <p>LT#:LL01-M001G CM600HN-5F Used for Tcm</p>
<p>IGBT</p> <p>LT#:LL01-M002A QM500HA-H</p>	<p>IGBT</p> <p>LT#:LL01-M003A CM100DU-12F</p>	<p>IGBT</p> <p>LT#:LL01-M004A CM400DU-5F Used for Tcm/Nichiyu</p>
<p>IGBT</p> <p>LT#:LL01-M006G FM600TU-07A Used for Nichiyu/Komatsu</p>	<p>IGBT</p> <p>LT#:LL01-M009G CM600HN-5F Used for Mitsubishi/Tcm</p>	<p>IGBT</p> <p>LT#:LL01-M010G RM250HC-5H Used for Mitsubishi</p>
<p>IGBT</p> <p>LT#:LL01-M014G CM1400DU-24NF Used for Mitsubishi</p>	<p>IGBT</p> <p>LT#:LL01-M015A 16A36-70080 Used for Mitsubishi</p>	<p>IGBT</p> <p>LT#:LL01-M017G FM600TU-03A Used for Mitsubishi</p>

<p>IGBT</p> <p>LT#:LL01-N002A 54001-94424 Used for Nichiyu</p>	<p>IGBT</p> <p>LT#:LL01-N003A PB103-51E Used for Nichiyu</p>	<p>IGBT</p> <p>LT#:LL01-T001A TSM002 Used for Nichiyu</p>
<p>IGBT</p> <p>LT#:LL01-T006A 24650-33130-71 Used for Toyota</p>	<p>IGBT</p> <p>LT#:LL01-T008A MG50J2YS50 Used for Toyota</p>	<p>IGBT</p> <p>LT#:LL01-T009G TSM003 Used for Toyota</p>

CONTROL SYSTEM PARTS

HYDRAULIC CONTROLLER

<p>Curtis Controller (Hydraulic) 48V 600A</p> <p>LT#:A.B.01.05.0560A1 1253-4804</p>	<p>Curtis Controller (Hydraulic) 80V 600A</p> <p>LT#:A.B.01.05.0660A1 1253-8001</p>	<p>Motor Controller (Hydraulic) 48V 600A</p> <p>LT#:A.B.01.10.9560G1 Used for Heli/Hangcha</p>
---	---	--

HYDRAULIC CONTROLLER

01  
PART

CONTROL SYSTEM PARTS

Motor Controller (Hydraulic)  
80V 600A



LT#:A.B.01.10.9660G1

Used for Heli/Hangcha

GE Controller (Hydraulic)  
48V



LT#:A.B.02.05.4860G2

StarP2648L600PG50S30B  
Used for Heli/Hangcha

GE Controller (Hydraulic)  
80V



LT#:A.B.02.05.8060G1

StarP2680L600PG50S30B  
Used for Heli/Hangcha

Zapi Controller (Hydraulic)



LT#:A.B.04.04.0535A1

HP 48V/350A  
Used for Heli

Zapi Controller (Hydraulic)



LT#:A.B.04.04.0550A1

HP 48V/500A  
Used for Heli/Hangcha

Zapi Controller (Hydraulic)



LT#:A.B.04.04.0680A1

HP 80V/500A  
Used for Heli/Hangcha

Sevcon Controller (Hydraulic)  
48V



LT#:A.B.05.0211A1

633T46504  
Used for Hyundai

Inmotion Controller  
48V 450A



LT#:A.B.07.4838

ACS48S+450C-35P  
Used for Heli/Hangcha

Motor Controller



LT#:B.A.01.4106A1

Used for Liftstar

IGBT



LT#:LL02-C101G

N61F30845A/B/D  
Used for Tcm

IGBT



LT#:LL02-C102G

N61F30845A/B/D  
Used for Tcm

IGBT



LT#:LL02-C103G

CM600HA-24A

HYDRAULIC CONTROLLER

01  
PART

CONTROL SYSTEM PARTS

IGBT



LT#:LL02-C104G

181N2-6244I  
Used for Tcm

IGBT



LT#:LL02-C105G

181N2-6245I  
Used for Tcm

IGBT



LT#:LL02-T001G

24550-23130-71  
Used for Toyota

CONTROL SYSTEM PARTS

STEER CONTROLLER

Curtis EPS Controller (Steer)  
24V 40A



LT#:B.A.02.0101A1

1220-2201

Zapi EPS Controller (Steer)  
24-36V 50A



LT#:B.A.02.1001A1

F07225-EPS-DC0

Zapi EPS Controller (Steer)  
24/36V 50A



LT#:B.A.02.1005A1

EPS-AC0

Motor Controller (Steer)



LT#:B.A.02.2101A1

Used for Liftstar Pallet Truck

Motor Controller (Steer)



LT#:B.A.02.2102A1

Used for Liftstar Stacker

Motor Controller (Steer)  
24V



LT#:B.A.02.3001A1

BD-SC-24/10  
Used for Noblelift

STEER CONTROLLER

01  
PART

CONTROL SYSTEM PARTS

Motor Controller (Steer)  
24V 200A



LT#:B.A.02.8501A1  
EPS-24DC200-31.5  
Used for Keli/Baoli

EPS Controller (Steer)



LT#:LL03-C201G  
N61F30842  
Used for Tcm/Komatsu

IGBT



LT#:LL03-C202G  
2MB1100N-06D  
Used for Tcm/Komatsu

EPS Controller (Steer)



LT#:LL03-C205G  
273A2-60402  
Used for Tcm

TCM Controller (Steer)



LT#:LL03-C206G  
271F2-60502  
Used for Tcm

TCM Controller (Steer)



LT#:LL03-C210G  
181E2-62501  
Used for Tcm

EPS Controller (Steer)



LT#:LL03-D201A  
300611-01606  
Used for Doosan

IGBT



LT#:LL03-L003A  
3903605739  
Used for Linde

EPS Controller (Steer)



LT#:LL03-M201A  
CU109-80E  
Used for Mitsubishi

EPS Controller (Steer)



LT#:LL03-M203A  
CU109-81E  
Used for Mitsubishi

EPS Controller (Steer)



LT#:LL03-M204A  
CU109-80F  
Used for Mitsubishi

EPS Controller (Steer)



LT#:LL03-M205G  
CU111-52E  
Used for Mitsubishi

STEER CONTROLLER

01  
PART

CONTROL SYSTEM PARTS

EPS Controller (Steer)



LT#:LL03-M206A  
CU111-50C  
Used for Nichiyu

EPS Controller (Steer)



LT#:LL03-N201G  
Used for Nichiyu Reach Truck

EPS Controller (Steer)



LT#:LL03-N202G  
Used for Nichiyu

EPS Controller (Steer)



LT#:LL03-N203G  
CU103-40A  
Used for Nichiyu

EPS Controller (Steer)



LT#:LL03-N204A  
CU104-06D  
Used for Nichiyu

EPS Controller (Steer)



LT#:LL03-N205G  
CU114-80A  
Used for Nichiyu

CONTROL SYSTEM PARTS

OTHER CONTROLLER

Programmer



LT#:A.B.20.0006  
Used for Curtis Controllers

Programmer



LT#:A.B.20.0103  
1313K-4331  
Used for Curtis Controllers

Programmer



LT#:A.B.20.0108  
Used for Curtis Controllers

Programmer



LT#:A.B.20.0110

1313-4361

Used for Curtis Controllers

Programmer



LT#:A.B.20.0201

1314-4402

Used for Curtis Controllers

Programmer



LT#:A.B.20.0202

Used for Curtis Controllers

Programmer



LT#:A.B.20.1101

Used for Zapi Controllers

Programmer



LT#:A.B.20.1201

AZ1012

Used for Zapi Controllers

Programmer



LT#:A.B.20.2101

Used for GE Controllers

Programmer



LT#:A.B.20.2301

Used for Inmotion Controllers

Power Board



LT#:LL04-C002A

181E2-62411

Used for Tcm

Lighting Power Board



LT#:LL04-C101A

281E2-63202

Used for Tcm

Lighting Power Board



LT#:LL04-C103A

281E2-63203/28082-63463

Used for Tcm

Lighting Power Board



LT#:LL04-C104G

281E2-63252

Used for Tcm

Speed Controller



LT#:LL04-C401A

130C2-60201

Used for Tcm

According to the fact that the original electrical systems of some vehicles on the market can no longer meet the needs of customers, we provide customers with professional customized services. Redesign the matching electronic control system according to the customer's requirements in vehicle application.

1205M Controller Assembly



Controllers	1205M
Contactors	ZJ400D, ZJ0648

1243 Controller Assembly



Controllers	1243
Contactors	SW80

1230 Controller Assembly



Controllers	1230
Contactors	SW80

1232e Controller Assembly



Controllers	1232e
Contactors	SW80

1234e Controller Assembly



Controllers	1234e
Contactors	SW180

1238 Controller Assembly



Controllers	1238
Contactors	SW180



## DC88 Series Contactor

## Original Albright



LT#	Model Number	Voltage	Current
B.B.01.0124A1	DC88-317T	24V	100A
A.A.01.0248A1	DC88-5	36V	100A
A.A.01.0148A1	DC88B-360T	48V	100A

## OEM Part



Contactor Kit for DC88  
A.A.21.0188G1

LT#	Voltage	Current
A.A.01.0112G1	12V	100A
B.B.01.0124G1	24V	100A
A.A.01.0136G1	36V	100A
A.A.01.0148G1	48V	100A

## DC182 Series Contactor

## Original Albright



LT#	Model Number	Voltage	Current
B.B.01.0224A1	DC182-3	24V	200A
A.A.01.0248A1	DC182B-537T	48V	200A
A.A.01.0280A1	DC182B-581T	80V	200A

## OEM Part



Contactor Kit for DC182  
A.A.21.0282G1

LT#	Voltage	Current
B.B.01.0224G1	24V	200A
A.A.01.0236G1	36V	200A
A.A.01.0248G1	48V	200A
A.A.01.0280G1	80V	200A

## SW80 Series Contactor

## Original Albright



LT#	Model Number	Voltage	Current
A.A.01.0312A1	SW80-58	12V	125A
B.B.01.1124A2	SW80-65	24V	125A
A.A.01.0336A1	SW80-8	36V	125A
A.A.01.0348A1	SW80B-156	48V	125A
A.A.01.0380A2	SW80B-2149	80V	125A

## OEM Part



Contactor Kit for SW80  
A.A.21.0380G1

LT#	Voltage	Current
A.A.01.0312G1	12V	100A
B.B.01.1124G1	24V	100A
A.A.01.0336G1	36V	100A
A.A.01.0348G1	48V	100A
A.A.01.0360G1	60V	100A
A.A.01.0572G1	72V	100A
A.A.01.0380G1	80V	100A

## SW180 Series Contactor

## Original Albright



LT#	Model Number	Voltage	Current
B.B.01.1224A1	SW180B-751	24V	200A
A.A.01.0436A1	SW180-6	36V	200A
A.A.01.0448A1	SW180B-108	48V	200A
A.A.01.0480A1	SW180B-14	72/80V	200A

SW180 Series Contactor

▲ OEM Part



Contactor Kit for SW180  
A.A.21.0480G1

LT#	Voltage	Current
B.B.01.1212G1	12V	200A
B.B.01.1224G1	24V	200A
A.A.01.0436G1	36V	200A
A.A.01.0448G1	48V	200A
A.A.01.0480G1	80V	200A

SW181 Series Contactor

▲ Original Albright



LT#	Model Number	Voltage	Current
A.A.01.0624A1	SW181B-24IT	24V	200A
A.A.01.0648A1	SW181B-245T	48V	200A
A.A.01.0680A1	SW181B-248T	80V	200A

▲ OEM Part



Contactor Kit for SW181  
A.A.21.0681G1

LT#	Voltage	Current
A.A.01.0624G1	24V	200A
A.A.01.0636G1	36V	200A
A.A.01.0648G1	48V	200A
A.A.01.0680G1	80V	200A

SW200 Series Contactor

▲ Original Albright



LT#	Model Number	Voltage	Current
A.A.01.0512A1	SW200-51	12V	400A
A.A.01.0524A1	SW200N-336	24V	400A
A.A.01.0536A1	SW200-230	36V	400A
A.A.01.0548A1	SW200-1	48V	400A
A.A.01.0548A2	SW200-262	48V	400A
A.A.01.0580A1	SW200-802	80V	400A
A.A.01.0580A2	SW200-583	80V	400A

▲ OEM Part



Contactor Kit for SW200  
A.A.21.0520G1

LT#	Voltage	Current
A.A.01.0512G1	12V	400A
A.A.01.0524G1	24V	400A
A.A.01.0536G1	36V	400A
A.A.01.0548G1	48V	400A
A.A.01.0548G2	48V	400A
A.A.01.0580G1	80V	400A
A.A.01.0580G2	80V	400A

SU280 Series Contactor (Original Albright)



(OEM Part)  
Contactor Kit for SU280  
A.A.21.0781G1

LT#	Voltage	Current
A.A.01.1824A1	24V	350A
A.A.01.1836A1	36V	350A
A.A.01.1848A2	48V	350A
A.A.01.1880A2	80V	350A

SW82 Series Contactor

Original Albright



LT#	Model Number	Voltage	Current
A.A.01.0724A1	SW82-3/90P	24V	100A
A.A.01.0736A2	SW82-6	36V	100A
A.A.01.0748A1	SW82-157P	48V	100A
A.A.01.0760A1	SW82-307P	60V	100A

OEM Part



LT#	Description	Voltage	Current
A.A.01.0724G1	SW82	24V	100A
A.A.01.0736G1	SW82	36V	100A
A.A.01.0748G1	SW82	48V	100A

SW84 Series Contactor (OEM Part)



LT#	Description	Voltage	Current
A.A.01.2312G1	SW84	12V	100A
A.A.01.2324G1	SW84	24V	100A
A.A.01.2336G1	SW84	36V	100A
A.A.01.2348G1	SW84	48V	100A

SW182 Series Contactor (OEM Part)



LT#	Description	Voltage	Current
A.A.01.1524G1	SW182	24V	200A
A.A.01.1536G1	SW182	36V	200A
A.A.01.1548G2	SW182	48V	200A

SW190 Series Contactor (OEM Part)



LT#	Description	Voltage	Current
A.A.01.1024G1	SW190	24V	200A
A.A.01.1048G1	SW190	48V	200A
A.A.01.1048G2	SW190	48V	200A

SW202 Series Contactor (OEM Part)



LT#	Description	Voltage	Current
A.A.01.0912G1	SW202	12V	400A
A.A.01.0924G2	SW202	24V	400A
A.A.01.0948G1	SW202	48V	400A
A.A.01.0972G1	SW202	72V	400A
A.A.01.0980G1	SW202	80V	400A

SW822 Series Contactor (OEM Part)



LT#	Description	Voltage	Current
A.A.01.1612G1	SW822	12V	100A
A.A.01.1624G1	SW822	24V	100A
A.A.01.1636G1	SW822	36V	100A
A.A.01.1648G1	SW822	48V	100A
A.A.01.1672G1	SW822	72V	100A

## GE100 Series Contactor (OEM Part)

Contactor Kit for GE100  
A.A.22.0510G1

LT#	Voltage	Current
A.A.02.0524G1	24V	100A
A.A.02.0548G1	48V	100A
A.A.02.0580G1	80V	100A

## GE150 Series Contactor (OEM Part)

Contactor Kit for GE150  
A.A.22.0415G1

LT#	Voltage	Current
A.A.02.0424G1	24V	150A
A.A.02.0448G1	48V	150A

## GE300 Series Contactor

## Original GE



LT#	Model Number	Voltage	Current
A.A.02.0324A1	IC4482CTTA300AH124XN	24V	300A
A.A.02.0348A1	IC4482CTTA300AH248XN	48V	300A
A.A.02.0380A1	IC4482CTTA300AH76XN	72/80V	300A

## GE300 Series Contactor

## OEM Part

Contactor Kit for GE300  
A.A.22.0330G1

LT#	Voltage	Current
A.A.02.0324G1	24V	300A
A.A.02.0336G1	36V	300A
A.A.02.0348G1	48V	300A
A.A.02.0348G2	48V	300A
A.A.02.0372G1	72V	300A
A.A.02.0380G1	80V	300A

## GE154 Series Contactor (OEM Part)

Contactor Kit for GE154  
A.A.22.0215G1

LT#	Voltage	Current
A.A.02.0224G1	24V	150A
A.A.02.0248G1	48V	150A
A.A.02.0280G1	80V	150A

## GE304 Series Contactor

## Original GE



LT#	Model Number	Voltage	Current
A.A.02.0124A1	IC4482CTTA304FR124XN	24V	300A
A.A.02.0148A1	IC4482CTTA304FR248XN	48V	300A

## OEM Part

Contactor Kit for GE304  
A.A.22.0130G1

LT#	Voltage	Current
A.A.02.0124G1	24V	300A
A.A.02.0136G1	36V	300A
A.A.02.0148G1	48V	300A
A.A.02.0160G1	60V	300A
A.A.02.0172G1	72V	300A
A.A.02.0180G1	80V	300A

## ZJ50 Series Contactor (OEM Part)



LT#	Description	Voltage	Current
A.A.03.0512G1	ZJ50	12V	50A
A.A.03.0524G1	ZJ50	24V	50A
A.A.03.0536G1	ZJ50	36V	50A
A.A.03.0548G1	ZJ50	48V	50A
A.A.03.0572G1	ZJ50	72V	50A

## ZJ100 Series Contactor (OEM Part)



LT#	Description	Voltage	Current
A.A.03.1012G1	ZJ100	12V	100A
A.A.03.1024G1	ZJ100	24V	100A
A.A.03.1036G1	ZJ100	36V	100A
A.A.03.1048G1	ZJ100	48V	100A
A.A.03.1060G1	ZJ100	60V	100A
A.A.03.1072G1	ZJ100	72V	100A
A.A.03.1080G1	ZJ100	80V	100A

## ZJ200 Series Contactor (OEM Part)



LT#	Description	Voltage	Current
A.A.03.2012G1	ZJ200	12V	200A
A.A.03.2024G1	ZJ200	24V	200A
A.A.03.2036G1	ZJ200	36V	200A
A.A.03.2048G1	ZJ200	48V	200A
A.A.03.2060G1	ZJ200	60V	200A
A.A.03.2072G1	ZJ200	72V	200A
A.A.03.2080G1	ZJ200	80V	200A

## ZJ400 Series Contactor (OEM Part)



LT#	Description	Voltage	Current
A.A.03.4012G1	ZJ400	12V	400A
A.A.03.4024G1	ZJ400	24V	400A
A.A.03.4036G1	ZJ400	36V	400A
A.A.03.4048G1	ZJ400	48V	400A
A.A.03.4060G1	ZJ400	60V	400A
A.A.03.4072G1	ZJ400	72V	400A
A.A.03.4080G1	ZJ400	80V	400A

## Linde Contactor

## Original Linde



Contactor Kit for Linde  
LL06-L180A

LT#	Model Number	Voltage	Current
LL05-L032A	DC182B-726L	24V	200A
LL05-L034A	DC182B-733	48V	200A
LL05-L038A	DC182B-698	80V	200A

## OEM Part



Contactor Kit for Linde  
LL06-L180G

LT#	Voltage	Current
LL05-L032G	24V	200A
LL05-L034G	48V	200A

Linde Contactor

Original Linde



LT#	Model Number	Voltage	Current
LL05-L214A	SW215-17	48V	400A
LL05-L218A	SW215-16	80V	400A

OEM Part



Contactor Kit for Linde LL06-L210G

LT#	Voltage	Current
LL05-L214G	48V	400A
LL05-L218G	80V	400A

Linde Contactor (OEM Part)



LT#	Model Number	Voltage	Current
LL05-L082G	SW80	24V	80A
LL05-L082G	ZJWT100L	24V	100A
LL05-L083G	SW80P	24V	100A
LL05-L084G	SW80P	48V	100A
LL05-L085G	SW80P	48V	100A
LL05-L064G	ZJWP80A	48V	80A
B.B.01.1624G2	ZJWP80DE	24V	80A

Linde Contactor (Original)  
24V 150A



LT#:LL05-L102A  
C100/200

Linde Contactor (Original)  
48V 125A



LT#:LL05-L084A  
SW80-1723P

Linde Contactor (Original)  
48V 250A



LT#:LL05-L314A  
0009703503

Nichiyu Contactor



Contactor Kit for Nichiyu A.A.26.0110G1

LT#	Model Number	Voltage
LL05-NI02G	ZJN100A/MS34-20	24V
LL05-NI04G	ZJN100A/MS34-20	48V

Nichiyu Contactor



Contactor Kit for Nichiyu A.A.26.1110G1

LT#	Model Number	Voltage
LL05-NI14G	ZJN100A-2T/MS34-23	48V

Nichiyu Contactor



Contactor Kit for Nichiyu A.A.26.0220G1

LT#	Model Number	Voltage
LL05-N203G	ZJN200A/36V	36V
LL05-N204G	ZJN200A/MS44-20	48V

Nichiyu Contactor



Contactor Kit for Nichiyu A.A.26.1220G1

LT#	Model Number	Voltage
LL05-N212G	ZJN200A-2T/MS44-23	24V
LL05-N214G	ZJN200A-2T/MS44-23	48V

Nichiyu Contactor



LT#	Model Number	Voltage
LL05-N302A	HR-22P4A/08-3956	48V

Lift Contactor



LT#	Model Number	Voltage
B.B.02.0112G1	W800801-1	12V
B.B.02.0124G1	W800801-2	24V
B.B.02.0136G1	W800801-2	36V

Lift Contactor



LT#	Model Number	Voltage
B.B.02.0212G1	QCC15-200A/10(DY)	12V
B.B.02.0224G1	QCC15-200A/10(DY)	24V

Lift Contactor



LT#	Model Number	Voltage
B.B.02.0212G2	QCC15-200A/10	12V
B.B.02.0224G2	QCC15-200A/10	24V

Lift Contactor



LT#	Model Number	Voltage
B.B.02.0224G3	QCC15-200A	24V
B.B.02.0248G1	QCC15-200A	48V

Lift Contactor (Mahle)



LT#	Model Number	Voltage
B.B.02.0312A1	ARD1379	12V
B.B.02.0324A1	ARD1384	24V

Lift Contactor (TBT)



LT#	Model Number	Voltage
B.B.02.0512A1	684-1261-212-17	12V
B.B.02.0512A2	684-1261-232-02	12V
B.B.02.0524A1	684-2461-212-17	24V

Lift Contactor



LT#	Model Number	Voltage
B.B.02.0612G1	DF12(200A)	12V
B.B.02.0624G1	DF24(200A)	24V

Lift Contactor  
24V



LT#:B.B.02.0524A3  
762-2401-211-58  
Used for EP/Xilin/Jiali/Noblelift

Lift Contactor  
48V



LT#:B.B.02.0548G2  
ZDJ 4801  
Used for EP

Lift Contactor (Ametek)  
36V



LT#:LL05-D013A  
HB1WM3603B  
Used for Doosan

Toyota Contactor  
36V



LT#:LL05-T013A  
24420-13300-71  
Used for Toyota

Toyota Contactor  
48V



LT#:LL05-T041G  
24750-13700-71  
Used for Toyota

Lift Contactor (Taiko)  
48V



LT#:A.A.09.0248G1  
JQX200-48ND

Lift Contactor (Taiko)  
72V



LT#:A.A.09.0272G1  
JQX200-72ND

Lift Contactor (Schaltbau)  
12V



LT#:B.B.01.1312A1  
C110B/300 12RX T002  
Used for Byd

Lift Contactor (Schaltbau)  
24V



LT#:B.B.01.1324A1  
C100/120 24RX 01  
Used for Noblelift

Lift Contactor  
24V



LT#:B.B.01.1524G1  
ZJWP100L  
Used for EP

Lift Contactor  
48V



LT#:B.B.01.1648G2  
ZJWP80DE

Lift Contactor



LT#:B.B.01.1672G1  
ZJWP80DE  
Used for Liftstar

Power Steering Actuator



LT#:LS25-C001G

Used for Tcm/Nichiyu

Power Steering Actuator Assy  
48V 350W

LT#:LS25-C002G

Used for Tcm/Nichiyu

Power Steering Actuator Assy  
48V 550W

LT#:LS25-C003G

Used for Tcm/Nichiyu

Power Steering Actuator Assy  
72V 550W

LT#:LS25-C004G

Used for Tcm/Nichiyu

Ball Screw Rod



LT#:LS25-C102G

Used for Tcm/Nichiyu

Ball Screw Rod



LT#:LS25-C103G

Used for Tcm/Nichiyu

Boot



LT#:LS25-C104G

Used for Tcm/Nichiyu

Ball Screw Rod Kit



LT#:LS25-C105G

Used for Tcm/Nichiyu

Triple Board



LT#:LS25-C107G

Used for Tcm/Nichiyu

Triple Board



LT#:LS25-C108G

Used for Tcm/Nichiyu

Steering Screw Connecting Rod



LT#:LS25-C109G

Used for Tcm/Nichiyu

Ball Screw Rod



LT#:LS25-N101G

Used for Nissan

Ball Screw Rod



LT#:LS25-T101G

Used for Toyota

Ball Screw Rod



LT#:LS25-T102G

Used for Toyota

Ball Screw Rod



LT#:LS25-T103G

Used for Toyota

Ball Screw Rod



LT#:LS25-T104G

Used for Toyota

Electron Handgrip



LT#:B.C.05.0101A1

Used for Liftstar

Electron Handgrip



LT#:B.C.05.0101A1-0

Used for Liftstar

Bracket



LT#:B.C.05.0204A1

Used for Hangcha

Bracket



LT#:B.C.05.0205A1

Used for Hangcha

Steering Shaft



LT#:B.C.05.0206A1

Used for Hangcha

Steering Bracket



LT#:B.C.05.0207A1

Used for Hangcha

Handle Arm



LT#:B.C.05.0208A1

Used for Hangcha





EPS Accessories



LT#:B.C.05.0303A1

Used for Noblelift















<p>Handle Socket</p>  <p>LT#:B.C.05.0308A1 Used for Noblelift</p>	<p>Handle Socket</p>  <p>LT#:B.C.05.0309A1 Used for Noblelift</p>	<p>Handle Socket</p>  <p>LT#:B.C.05.0310A1 Used for Noblelift</p>
<p>Handle Socket</p>  <p>LT#:B.C.05.0311A1 Used for Noblelift</p>	<p>Handle Support</p>  <p>LT#:B.C.05.0405A1 Used for EP</p>	<p>Handle Support</p>  <p>LT#:B.C.05.0409A1 Used for EP/Baoil</p>

CONTROL SYSTEM PARTS













CONTROL PARTS











<p>Steering Wheel</p>  <p>LT#:C.C.02.06.1053 Used for Heli/Hangcha</p>	<p>Steering Wheel</p>  <p>LT#:C.C.02.06.1054 Used for Heli</p>	<p>Steering Wheel</p>  <p>LT#:C.C.02.06.1055 Used for Heli</p>
---	---	---

<p>Steering Wheel</p>  <p>LT#:C.C.02.06.1059 Used for Heli</p>	<p>Steering Wheel</p>  <p>LT#:C.C.02.06.1107 Used for Hangcha</p>	<p>Steering Wheel</p>  <p>LT#:C.C.02.06.1108 Used for Hangcha</p>
<p>SteeringWheel HornButton ASSY</p>  <p>LT#:A.Z.0123 Used for Heli</p>	<p>Steering wheel handle ball</p>  <p>LT#:C.C.02.06.0019 Used for Heli/Hangcha</p>	<p>Horn Button Repair Kit</p>  <p>LT#:C.C.02.06.0052 Used for Hangcha</p>
<p>Horn Button Cover</p>  <p>LT#:C.C.02.06.0086 A22A4-11102H Used for Heli</p>	<p>Horn Button Repair Kit</p>  <p>LT#:C.C.02.06.0095 Used for Heli</p>	<p>Horn Button Repair Kit</p>  <p>LT#:C.C.02.06.4007 Used for Heli</p>
<p>Joystick Cross Lever</p>  <p>LT#:LL13-L001G Used for Linde</p>	<p>Joystick Cross Lever</p>  <p>LT#:LL13-L003G Used for Linde</p>	<p>Joystick Single Axis</p>  <p>LT#:LL13-L004G Used for Linde</p>













<p>Joystick Single Axis</p> <p>LT#:LL13-L005G Used for Linde</p>	<p>Joystick Single Axis</p> <p>LT#:LL13-L006G Used for Linde</p>	<p>Joystick Single Axis</p> <p>LT#:LL13-L007A Used for Linde</p>
<p>Joystick Single Axis</p> <p>LT#:LL13-L008A Used for Linde</p>	<p>Operating Handle</p> <p>LT#:LL13-L010A Used for Linde</p>	<p>Operating Handle Assy</p> <p>LT#:LL13-L012A Used for Linde</p>
<p>Handle Tiller Assy</p> <p>LT#:B.C.01.0105A1 Used for Liftstar</p>	<p>Handle Tiller Assy</p> <p>LT#:B.C.01.0115G1 Used for Liftstar</p>	<p>Handle Tiller</p> <p>LT#:B.C.01.0120G1 Used for Liftstar</p>
<p>Handle Tiller</p> <p>LT#:B.C.01.0125G1 Used for Liftstar</p>	<p>Handle Tiller</p> <p>LT#:B.C.01.0130G1 Used for Liftstar</p>	<p>Handle Tiller</p> <p>LT#:B.C.01.0131A1 SJ03-CSK00-006R Used for Liftstar</p>













<p>Handle Tiller</p> <p>LT#:B.C.01.0131A3 SJ03-CSK00-012 Used for Liftstar</p>	<p>Handle Tiller</p> <p>LT#:B.C.01.0136A1 SL15GL-01.3.2/24V Used for Heli/Jialift</p>	<p>Handle Tiller</p> <p>LT#:B.C.01.0138A1 SL20H Used for Heli</p>
<p>Handle Tiller</p> <p>LT#:B.C.01.0139G1 190li Used for Liftstar</p>	<p>Handle Tiller</p> <p>LT#:B.C.01.0151A1 P90J2-40701 Used for Heli</p>	<p>Handle Tiller</p> <p>LT#:B.C.01.0201A2 RMT-D10500-000 Used for Hangcha</p>
<p>Handle Tiller</p> <p>LT#:B.C.01.0205G1 JW200-200001-000 Used for Hangcha</p>	<p>Handle Tiller</p> <p>LT#:B.C.01.0210A2 AEBS200-240000-001 Used for Hangcha</p>	<p>Handle Tiller</p> <p>LT#:B.C.01.0212A1 ABS200-230000-000 Used for Hangcha</p>
<p>Handle Tiller</p> <p>LT#:B.C.01.0215A2 ADS200-230000-510 Used for Hangcha</p>	<p>Handle Tiller</p> <p>LT#:B.C.01.0216A1 ADSP120-230000-500 Used for Hangcha</p>	<p>Handle Tiller</p> <p>LT#:B.C.01.0217A2 AIMB155-210000-000 Used for Hangcha</p>













<p>Handle Tiller</p>  <p><u>LT#:B.C.01.0220A1</u> Used for Hangcha</p>	<p>Handle Tiller</p>  <p><u>LT#:B.C.01.0301A1</u> Used for Noblelift</p>	<p>Handle Tiller</p>  <p><u>LT#:B.C.01.0305G1</u> Used for Noblelift</p>
<p>Handle Tiller</p>  <p><u>LT#:B.C.01.0306A1</u> N201/CAN Used for Noblelift</p>	<p>Handle Tiller</p>  <p><u>LT#:B.C.01.0307G1</u> NL09 Used for Noblelift</p>	<p>Handle Tiller</p>  <p><u>LT#:B.C.01.0308G1</u> NL11 Used for Noblelift</p>
<p>Handle Tiller</p>  <p><u>LT#:B.C.01.0310G1</u> BD-T-103P Used for Noblelift</p>	<p>Handle Tiller</p>  <p><u>LT#:B.C.01.0313A1</u> T400C-1 Used for Noblelift</p>	<p>Handle Tiller</p>  <p><u>LT#:B.C.01.0315A1</u> Used for Noblelift</p>
<p>Handle Tiller</p>  <p><u>LT#:B.C.01.0401A1</u> Used for EP</p>	<p>Handle Tiller</p>  <p><u>LT#:B.C.01.0403A1</u> Used for EP</p>	<p>Handle Tiller</p>  <p><u>LT#:B.C.01.0405A1</u> Used for EP</p>








<p>Handle Tiller</p>  <p><u>LT#:B.C.01.0410A1</u> Used for EP/Clark</p>	<p>Handle Tiller</p>  <p><u>LT#:B.C.01.0417A1</u> Used for EP</p>	<p>Handle Tiller</p>  <p><u>LT#:B.C.01.0420A1</u> Used for EP</p>
<p>Handle Tiller</p>  <p><u>LT#:B.C.01.0422A1</u> Used for EP</p>	<p>Handle Tiller</p>  <p><u>LT#:B.C.01.0426A1</u> 1221-340000-P0 Used for EP/Linde</p>	<p>Handle Tiller</p>  <p><u>LT#:B.C.01.0501A1</u> Used for Xilin</p>
<p>Handle Tiller</p>  <p><u>LT#:B.C.01.0502A1</u> RYTN2 Used for Xilin</p>	<p>Handle Tiller</p>  <p><u>LT#:B.C.01.0505A1</u> Used for Xilin</p>	<p>Handle Tiller</p>  <p><u>LT#:B.C.01.0601A1</u> Used for Mima</p>
<p>Handle Tiller</p>  <p><u>LT#:B.C.01.0801A1</u> T606-5D Used for Jialift/Longgong</p>	<p>Handle Tiller</p>  <p><u>LT#:B.C.01.0804A1</u> T606-1A Used for Jialift/Longgong</p>	<p>Handle Tiller</p>  <p><u>LT#:B.C.01.0805A1</u> Used for Jialift</p>













<p>Handle Tiller</p>  <p>LT#:B.C.01.0806A1 Used for Jialift</p>	<p>Handle Tiller</p>  <p>LT#:B.C.01.1001A1 C84663-00 Used for Noblelift</p>	<p>Handle Tiller</p>  <p>LT#:B.C.01.1001G2 Used for Rema</p>
<p>Handle Tiller</p>  <p>LT#:B.C.01.1101A1 TEM0-200 Used for Xilin</p>	<p>Handle Tiller</p>  <p>LT#:B.C.01.1101G1 TEM0-600 Used for Xilin</p>	<p>Handle Tiller</p>  <p>LT#:B.C.01.1102G1 TEM0-600</p>
<p>Handle Tiller</p>  <p>LT#:B.C.01.1107G1 FR-T200(ET126) Used for Yufeng</p>	<p>Handle Tiller</p>  <p>LT#:B.C.01.1407A1 Used for Liugong</p>	<p>Handle Tiller</p>  <p>LT#:B.C.01.1505A1 Used for Linde</p>
<p>Handle Tiller</p>  <p>LT#:B.C.01.1903A1 HDL-4 Used for Byd</p>	<p>Handle Tiller</p>  <p>LT#:B.C.01.1907A1 Used for Henan Yugong</p>	<p>Handle Tiller</p>  <p>LT#:B.C.01.1910G1 JY-CM-1(ET126)</p>

<p>Handle Tiller</p>  <p>LT#:F.H.01.0001 Used for Heli</p>	<p>Handle Tiller</p>  <p>LT#:F.H.01.0101 Used for Hangcha</p>	<p>Handle Tiller</p>  <p>LT#:F.H.01.0201 Used for Mima</p>
<p>Handle Tiller</p>  <p>LT#:F.H.01.0301 Used for CH-1</p>	<p>Connecting Rod</p>  <p>LT#:B.C.03.0103 43-157 Used for Liftstar</p>	<p>Connecting Rod</p>  <p>LT#:B.C.03.0107 Used for Liftstar</p>
<p>Connecting Rod</p>  <p>LT#:B.C.03.0113 17H-170 Used for Liftstar</p>	<p>Upper Cover</p>  <p>LT#:B.C.03.0121 53-102B Used for Liftstar</p>	<p>Emergency Reverse Switch</p>  <p>LT#:B.C.03.0122 WW-006 Used for Liftstar</p>
<p>Upper Cover</p>  <p>LT#:B.C.03.0123 53-102D Used for Liftstar</p>	<p>Cover</p>  <p>LT#:B.C.03.0125 53-104 Used for Liftstar</p>	<p>Bottom Cover</p>  <p>LT#:B.C.03.0127 53-103 Used for Liftstar</p>

<p>Knob LH Knob RH</p>  <p>LT#:B.C.03.0131/0132 43-153/43-149 Used for Liftstar</p>	<p>Button Assy</p>  <p>LT#:B.C.03.0135 Used for Liftstar</p>	<p>Emergency Switch Spring</p>  <p>LT#:B.C.03.0143/0144 53-107/MM-019 Used for Liftstar</p>
<p>Throttle Bracket Assy</p>  <p>LT#:B.C.03.0147 Used for Liftstar</p>	<p>Shaft</p>  <p>LT#:B.C.03.0150 43-152 Used for Liftstar</p>	<p>Connecting Rod</p>  <p>LT#:B.C.03.0178 Used for Hell</p>
<p>Connecting Rod</p>  <p>LT#:B.C.03.0217 ABS200-27000-00 Used for Hangcha</p>	<p>Emergency Reverse Switch</p>  <p>LT#:B.C.03.0304-20 Used for Noblelift</p>	<p>Bottom Cover</p>  <p>LT#:B.C.03.0305 Used for Noblelift</p>
<p>Knob LH Knob RH</p>  <p>LT#:B.C.03.0308/0309 Used for Noblelift</p>	<p>Emergency Switch Spring</p>  <p>LT#:B.C.03.0317/0318 Used for Noblelift</p>	<p>Connecting Rod</p>  <p>LT#:B.C.03.0331 Used for Noblelift</p>

<p>Connecting Rod</p>  <p>LT#:B.C.03.0332A-03 Used for Noblelift</p>	<p>Handle Axle</p>  <p>LT#:B.C.03.0332A-08 Ø15x70 Used for Noblelift</p>	<p>Handle Password Lock</p>  <p>LT#:B.C.03.0336 Used for Noblelift</p>
<p>Knob LH Knob RH</p>  <p>LT#:B.C.03.0411/0412 Used for EP</p>	<p>Handle Shell</p>  <p>LT#:B.C.03.0501 Used for Xilin</p>	<p>Handle</p>  <p>LT#:B.C.03.0502 Used for Xilin</p>
<p>Knob</p>  <p>LT#:B.C.03.0505 Used for Xilin</p>	<p>Emergency Switch</p>  <p>LT#:B.C.03.0509 Used for Xilin</p>	<p>Handle Shell</p>  <p>LT#:B.C.03.0607 Used for Mima</p>
<p>Knob LH Knob RH</p>  <p>LT#:B.C.03.0611/0612 Used for Mima</p>	<p>Emergency Switch</p>  <p>LT#:B.C.03.0616 Used for Mima</p>	<p>Horn Button</p>  <p>LT#:B.C.03.0633 Used for Mima</p>

<p>Handle Repair Kit</p>  <p>LT#:B.C.03.0720 Used for Linde</p>	<p>Handle Shell</p>  <p>LT#:B.C.03.1001 Used for Rema</p>	<p>Knob LH Knob RH</p>  <p>LT#:B.C.03.1006/1007 Used for Rema</p>
<p>Up Button Down Button</p>  <p>LT#:B.C.03.1011/1012 Used for Rema</p>	<p>Emergency Switch</p>  <p>LT#:B.C.03.1017 Used for Rema</p>	<p>Handle Shell</p>  <p>LT#:B.C.03.1101 TEMO-600</p>
<p>Upper Cover</p>  <p>LT#:B.C.03.1105 Used for Frei</p>	<p>Bottom Cover</p>  <p>LT#:B.C.03.1106 Used for Frei</p>	<p>Knob</p>  <p>LT#:B.C.03.1109 Used for Frei</p>
<p>Emergency Switch</p>  <p>LT#:B.C.03.1113 Used for Frei</p>	<p>Button</p>  <p>LT#:B.C.03.1115 Used for Frei</p>	<p>Upper Cover Assy</p>  <p>LT#:B.C.03.2107 Used for Jungheinrich</p>

<p>Comesys Foot Pedal</p>  <p>LT#:A.F.07.0104 FZ3-132-133</p>	<p>Comesys Foot Pedal</p>  <p>LT#:A.F.07.0203 FZ3-152-343</p>	<p>Comesys Foot Pedal</p>  <p>LT#:A.F.07.0205 FZ3-152-341 Used for Heli</p>
<p>Comesys Foot Pedal</p>  <p>LT#:A.F.07.0401 FZ3-142-70</p>	<p>Comesys Foot Pedal</p>  <p>LT#:A.F.07.0701 FZ3-512-471 Used for Clark</p>	<p>Comesys Foot Pedal</p>  <p>LT#:A.F.07.1007 FZ3-133-13 Used for Hyundai</p>
<p>Comesys Foot Pedal</p>  <p>LT#:A.F.07.1015 FZ3-122-131C Used for Heli/hangcha/feeler/hyundai</p>	<p>Comesys Foot Pedal</p>  <p>LT#:A.F.07.1025 FZ3-152-94 Used for Byd</p>	<p>Comesys Foot Pedal</p>  <p>LT#:A.F.07.1027 FY3-112-94 Used for Byd</p>
<p>Comesys Foot Pedal</p>  <p>LT#:LL14-K001A FZ3-114-381 Used for Komatsu</p>	<p>Comesys Foot Pedal</p>  <p>LT#:LL14-R002A FZ111-123-47 Used for Clark</p>	<p>Foot Pedal</p>  <p>LT#:A.F.04.0401 VAAZ21 Used for Tailift</p>

Hall Accelerator



LT#:F.E.25.1001

JCTH-3601  
Used for Hangcha

Hall Accelerator



LT#:A.F.08.3601

F.E.25.1003(OEM Part)  
Used for Hangcha

Hall Accelerator



LT#:A.F.08.3602

JCTH-3601  
Used for Heli/Noblelift/Jac/Tu

Hall Accelerator



LT#:A.F.08.8001

F.E.25.1002(OEM Part)  
Used for Hangcha

Hall Accelerator



LT#:F.E.25.1005

JCTH-8001  
Used for Hangcha

Hall Accelerator



LT#:A.F.08.8003

JCTH-8001  
Used for Hecha

Hall Accelerator



LT#:A.F.08.9003

JCTH-1280  
Used for Hangcha

Hall Accelerator



LT#:A.F.08.0201

HXJS-1210

Hall Accelerator



LT#:A.F.08.0205

HXJS-1205

Hall Accelerator



LT#:F.E.30.0001

HXJS-4805C

Hall Accelerator



LT#:A.F.08.2001

DTJ01301/AH0905-100D  
Used for Longgong

Hall Accelerator



LT#:A.F.08.3001

MTF-129005-2  
Used for Zoomlion

Electronic Accelerator Pedal



LT#:A.F.09.0101A1

JCTB-0504D/KOW55-60301  
Used for Heli

Electronic Accelerator Pedal



LT#:A.F.09.0101A2

KOW55-60301  
Used for Heli

Electronic Accelerator Pedal



LT#:A.F.09.0301G1

HC264  
Used for Longgong

Electronic Accelerator Pedal



LT#:A.F.09.0801G1

FD45HT-E0001  
Used for Zoomlion

Foot Pedal



LT#:A.F.10.0109

1009050081  
Used for Tailift

Foot Pedal



LT#:A.F.10.0112

1009050076  
Used for Xilin

Foot Pedal



LT#:A.F.10.0115

BJS0-002/5V  
Used for Hengyang Heli

Resistance Accelerator



LT#:F.E.01.0006

FP-6  
Used for Heli

Resistance Accelerator



LT#:F.E.01.0501

EFP713-0502  
Used for TEU

Resistance Accelerator



LT#:F.E.01.0502

EFP713-0502  
Used for Hangcha H Series

Resistance Accelerator



LT#:F.E.01.0503

EFP713-0504  
Used for Hangcha J Series

Hall Accelerator



LT#:F.E.01.2408

Used for EFP712-2406

Hall Accelerator



LT#:F.E.02.2406

EFP712-2406

Used for Hangcha J Series

Hall Accelerator



LT#:F.E.01.2410

EFP712-2410

Used for Heli

Hall Accelerator



LT#:F.E.10.0002

JSQ0-124/001

Used for Heli

Hall Accelerator



LT#:F.E.10.0003

JSQ0-124/001

Used for Heli

Hall Accelerator



LT#:F.E.15.0001

COPP16

Used for Heli

Hall Accelerator



LT#:F.E.15.0010

COPP16

Used for Heli

Hall Accelerator



LT#:F.E.15.0105

COPP13

Used for Hangcha/Tailift

Foot Pedal



LT#:A.F.04.0105

QLB2.607.000

Used for Xilin

EV100 Accelerator



LT#:F.E.20.0001

Used for Heli

EV100 Accelerator  
3.6-0V

LT#:F.E.20.0101

Used for Hangcha

EV100 Accelerator



LT#:F.E.20.0305

Used for Xilin

Foot Pedal



LT#:A.F.04.0201

Q61F2-40801

Used for Heli

Foot Pedal



LT#:A.F.04.0205

Q69F2-40051

Used for Heli

Foot Pedal



LT#:A.F.06.0101

YFJS-WSK4-004

Foot Pedal



LT#:A.F.06.0203

YFJS-WSG4-003

Foot Pedal



LT#:A.F.06.0301

YFJS-WJS1-003

Used for Baoli

Foot Pedal



LT#:A.F.10.0107

Used for Hyundai

Accelerator



LT#:LL14-C001A

Used for Tcm

Accelerator



LT#:LL14-H001G

Used for Hyster

Accelerator



LT#:LL14-J002G

Used for Jungheinrich

Accelerator



LT#:LL14-L001A

Used for Linde

PC Circuit Board



LT#:LL14-L501A

Used for Linde

Accelerator



LT#:LL14-R003G

Used for Clark

Pedal



LT#:LL14-S001G

Used for Shinko



ACCELERATORS

01  
PART

CONTROL SYSTEM PARTS

Hall Accelerator  
0-5V



LT#:A.F.02.0101  
RJSQ-001

Hall Accelerator  
0-5V



LT#:B.W.04.0411  
RJSQ-001TS  
Used for Eway

Hall Accelerator  
0-5V



LT#:B.W.04.0511  
RJSQ-001JS  
Used for Jinsun

Electrical Accelerator  
0-5V



LT#:B.W.04.0513  
RJSQ-005LT  
Used for Lvtong

Electrical Accelerator  
0-5V



LT#:B.W.04.0514  
RJSQ-005LT  
Used for Lvtong

Resistance Accelerator  
0-5K



LT#:F.E.01.3001  
EFP-001

Resistance Accelerator  
0-5K



LT#:F.E.01.3003  
EFP-005

Resistance Accelerator  
0-5K



LT#:F.E.01.3005  
EFP-005  
Used for Eagle

Resistance Accelerator  
0-5K



LT#:F.E.01.3006  
EFP-005  
Used for Lvtong

Resistance Accelerator  
0-5K



LT#:F.E.01.3007  
EFP-005  
Used for Marshall

Resistance Accelerator  
0-5K



LT#:B.W.04.0201  
EFP-005LT  
Used for Lvtong

Hall Accelerator



LT#:B.W.04.0601  
IPPD-12V

ACCELERATORS

01  
PART

CONTROL SYSTEM PARTS

Resistance Accelerator



LT#:B.W.04.1101  
PB-6

Foot Pedal



LT#:A.F.10.0105  
Automobile Accelerator

Throttle



LT#:B.C.02.0101G1  
ET-126(100mm)

Throttle



LT#:B.C.02.0102G1  
ET-126(120mm)

Throttle



LT#:B.C.02.0103G1  
ET-126(123mm)

Throttle



LT#:B.C.02.0105G1  
ET-165  
Used for EP/Hangcha

Throttle



LT#:B.C.02.0233G1  
ET153/24-65V  
Used for EP/Liugong

Throttle



LT#:B.C.02.0112G1  
BD-190  
Used for Noblelift

Throttle



LT#:B.C.02.0113G1  
BD-126  
Used for Noblelift

Throttle



LT#:B.C.02.0114G1  
DTJ07428  
Used for Noblelift

Throttle Assy



LT#:B.C.02.0124G1  
43-134H  
Used for Liftstar

Throttle Assy



LT#:B.C.02.0125G1  
43-134  
Used for Liftstar

ACCELERATORS

01  
PART

CONTROL SYSTEM PARTS











<p>Throttle</p> <p><a href="#">LT#:B.C.02.0126G1</a> SS-246 Used for Liftstar</p>	<p>Accelerator PCB</p> <p><a href="#">LT#:B.C.02.0129G1</a> 19-160A Used for Liftstar</p>	<p>Throttle</p> <p><a href="#">LT#:B.C.02.0189A1</a> DTJ07100(0.5-4.5V) Used for Hangcha</p>
<p>Throttle</p> <p><a href="#">LT#:B.C.02.0135G1</a> ACC01 Used for Xilin</p>	<p>Throttle</p> <p><a href="#">LT#:B.C.02.0136G1</a> ACC09 Used for Xilin</p>	<p>Throttle</p> <p><a href="#">LT#:B.C.02.0150G1</a> Used for Mima</p>
<p>Throttle</p> <p><a href="#">LT#:B.C.02.0165G1</a> DTJ07401B-H(DTJ07401C) Used for Mima/Jialift/Jac</p>	<p>Throttle</p> <p><a href="#">LT#:B.C.02.0180A1</a> 3203-30630-A0 Used for Frei</p>	<p>Throttle</p> <p><a href="#">LT#:B.C.02.0180G1</a> 3105F00136-00 Used for Frei</p>
<p>Accelerator PCB</p> <p><a href="#">LT#:B.C.02.0185G1</a> Used for Rema</p>	<p>Accelerator PCB</p> <p><a href="#">LT#:B.C.02.0185G2</a> Used for Rema</p>	<p>Throttle Assy</p> <p><a href="#">LT#:B.C.02.0196G1</a> Z110 Used for Frei</p>


SPEED SENSORS

01  
PART

CONTROL SYSTEM PARTS

<p>SME Encoder</p> <p><a href="#">LT#:A.E.05.01.0101A1</a> E68EC050A01 Used for AC Motor</p>	<p>SME Encoder</p> <p><a href="#">LT#:A.E.05.01.0103A1</a> E68EC067A01 Used for AC Motor</p>	<p>Encoder</p> <p><a href="#">LT#:A.E.05.01.0105A1</a> 5HP421003 Used for AC Motor</p>
<p>Encoder</p> <p><a href="#">LT#:A.E.05.01.0105A2</a> 5HP421007 Used for AC Motor</p>	<p>SKF Encoder</p> <p><a href="#">LT#:A.E.05.02.6022A1</a> BMB-6022E Used for Toyota</p>	<p>SKF Encoder</p> <p><a href="#">LT#:A.E.05.02.6202A1</a> BMB-6202/032S2/UA002A Used for Xilin/Clark</p>
<p>SKF Encoder</p> <p><a href="#">LT#:A.E.05.02.6204A1</a> BMB-6204/048S2/UA002A Used for AC Motor</p>	<p>SKF Encoder</p> <p><a href="#">LT#:A.E.05.02.7204A1</a> BMO-6204/048S2/UA008A Used for AC Motor</p>	<p>SKF Encoder</p> <p><a href="#">LT#:A.E.05.02.6205A1</a> BMB-6205/048S2/UA002A Used for AC Motor</p>
<p>SKF Encoder</p> <p><a href="#">LT#:A.E.05.02.9206A1</a> BMD-6206/064S2/UA008A Used for AC Motor</p>	<p>SKF Encoder</p> <p><a href="#">LT#:A.E.05.02.6209A2</a> BMB-6209/060S2/UH108A Used for Mitsubishi/Hangcha</p>	<p>NSK Encoder</p> <p><a href="#">LT#:A.E.05.02.6206A3</a> 6206V Used for Toyota/Nichiyu/Heli/Tallift</p>

<p>Encoder</p>  <p><a href="#">LT#:A.E.05.03.0301</a> 45mm/4 pins 4 wires Used for AC Motor</p>	<p>Encoder</p>  <p><a href="#">LT#:A.E.05.03.0302</a> 35mm/4 pins 4 wires Used for AC Motor</p>	<p>Encoder</p>  <p><a href="#">LT#:A.E.05.03.0304</a> 45mm/4 pins 4 wires Used for AC Motor</p>
<p>Encoder</p>  <p><a href="#">LT#:A.E.05.03.0305</a> 35mm/4 pins 4 wires Used for AC Motor</p>	<p>Speed Sensor</p>  <p><a href="#">LT#:A.O.01.1005</a> 1036-0002 Used for Hangcha/Noblelift</p>	<p>Acceleration Sensor</p>  <p><a href="#">LT#:LL15-A001G</a> 29440-2K000/LE11-252A Used for Nissan</p>
<p>Acceleration Sensor</p>  <p><a href="#">LT#:LL15-C003G</a> FB-7(281E5-20403) Used for Tcm</p>	<p>Speed Sensor</p>  <p><a href="#">LT#:LL15-C005G</a> 16402-54331 Used for Tcm</p>	<p>Speed Sensor</p>  <p><a href="#">LT#:LL15-C007G</a> 271A2-62101 Used for Tcm</p>
<p>Speed Sensor</p>  <p><a href="#">LT#:LL15-C008G</a> 281E5-22601 Used for Tcm</p>	<p>Speed Sensor</p>  <p><a href="#">LT#:LL15-C009G</a> 27B02-62201 Used for Tcm</p>	<p>Speed Sensor</p>  <p><a href="#">LT#:LL15-D001G</a> D553110/12E-13 Used for Doosan</p>

<p>Motor Sensor</p>  <p><a href="#">LT#:LL15-J001G</a> 51009804 Used for Jungheinrich</p>	<p>Speed Sensor</p>  <p><a href="#">LT#:LL15-L002G</a> 3513604701 Used for Linde</p>	<p>Sensor</p>  <p><a href="#">LT#:LL15-L004G</a> 7917415537 Used for Linde</p>
<p>Potentiometer</p>  <p><a href="#">LT#:LL15-L007G</a> 7916400159/LE11-601A Used for Linde</p>	<p>Potentiometer</p>  <p><a href="#">LT#:LL15-L008G</a> 7917415538 Used for Linde</p>	<p>Acceleration Sensor</p>  <p><a href="#">LT#:LL15-N001G</a> QP-3HB-210-03 Used for Nichiyu</p>
<p>Acceleration Sensor</p>  <p><a href="#">LT#:LL15-N003G</a> 24300-44230 Used for Nichiyu</p>	<p>Acceleration Sensor</p>  <p><a href="#">LT#:LL15-N004G</a> 38920-00780 Used for Nichiyu</p>	<p>Acceleration Sensor</p>  <p><a href="#">LT#:LL15-N005G</a> 70000-44940 Used for Nichiyu</p>
<p>Acceleration Sensor</p>  <p><a href="#">LT#:LL15-N006G</a> 70000-57470 Used for Nichiyu Tractor</p>	<p>Speed Sensor</p>  <p><a href="#">LT#:LL15-S002G</a> 1407483002300/LE11-711A Used for Shinko</p>	<p>Speed Sensor</p>  <p><a href="#">LT#:LL15-T001G</a> 14180-13900-71 Used for Toyota</p>

SPEED SENSORS

Speed Sensor



LT#:LL15-T002G

Used for Toyota

Speed Sensor



LT#:LL15-T004G

Used for Toyota

Accelerator Sensor



LT#:LL15-Z001G

Used for Sumitomo

CONTROL SYSTEM PARTS

LIFT/STEERING SENSORS

Lifting speed regulation sensor



LT#:A.O.01.0001

Used for Heli

Lifting speed regulation sensor



LT#:A.O.01.0010

Used for Heli/Tcm/Nichiyu

Lifting speed regulation sensor



LT#:A.O.01.0011

Used for Baoli

Lifting speed regulation sensor



LT#:A.O.01.0012

Used for Mima

Lift Sensor



LT#:LL16-C102G

Used for Tcm

Sensor



LT#:LL16-C103G

BP-ML-6619  
Used for Tcm

LIFT/STEERING SENSORS

Lift Sensor



LT#:LL16-J101G

Used for Jungheinrich

Lift Speed Sensor



LT#:LL16-L101G

Used for Linde

Sensor



LT#:LL16-N101G

Used for Nichiyu

Sensor



LT#:LL16-S101G

Used for Shinko

Sensor



LT#:LL16-S102G

Used for Shinko

Sensor



LT#:LL16-T102G

Used for Toyota

Potentiometer



LT#:A.O.01.0014

Used for Heli

Potentiometer



LT#:A.O.01.0020

Used for Heli

Sensor



LT#:A.O.01.0033

Used for Byd

Sensor



LT#:B.C.05.0101A1-2

91-MM-003A  
Used for Liftstar

Sensor



LT#:B.C.05.0201A1













Used for Hangcha













Encoder



























LT#:B.D.05.0103

91-MM-004A  
Used for Liftstar

<p>Encoder</p>  <p>LT#:B.D.05.0201A1 TVI40N-09TK2T6TN-00100 Used for Hangcha</p>	<p>Encoder</p>  <p>LT#:B.D.05.0507 64 Bit Encoder Used for Xilin</p>	<p>Encoder</p>  <p>LT#:B.D.05.0906 256 Bit Encoder Used for Jac</p>
<p>Steering Sensor</p>  <p>LT#:LL17-A301G Used for Nissan</p>	<p>Direction Sensor</p>  <p>LT#:LL17-C202G Used for Tcm</p>	<p>Turn/Direction Sensor</p>  <p>LT#:LL17-C302G Used for Tcm</p>
<p>Steering Sensor</p>  <p>LT#:LL17-C303G Used for Tcm</p>	<p>Steering Relay</p>  <p>LT#:LL17-C304G G7L-2A-T/48V Used for Tcm</p>	<p>Steering Relay</p>  <p>LT#:LL17-C305G Used for Tcm</p>
<p>Direction Sensor</p>  <p>LT#:LL17-H201G Used for Hyster</p>	<p>Direction Sensor</p>  <p>LT#:LL17-J201G Used for Jungheinrich</p>	<p>Potentiometer</p>  <p>LT#:LL17-K203G Used for Komatsu</p>

<p>Potentiometer</p>  <p>LT#:LL17-L201G Used for Linde</p>	<p>Potentiometer</p>  <p>LT#:LL17-L202G Used for Linde</p>	<p>Direction Sensor</p>  <p>LT#:LL17-L204G Used for Linde</p>
<p>Steering Encoder</p>  <p>LT#:LL17-L301G Used for Linde</p>	<p>Potentiometer Assembly</p>  <p>LT#:LL17-L302G Used for Linde</p>	<p>Potentiometer Assembly</p>  <p>LT#:LL17-L303G Used for Linde</p>
<p>Sensor</p>  <p>LT#:LL17-L304G Used for Linde</p>	<p>Potentiometric Sensor</p>  <p>LT#:LL17-L305G Used for Linde</p>	<p>Steering Sensor</p>  <p>LT#:LL17-L306G Used for Linde</p>
<p>Sensor</p>  <p>LT#:LL17-L310A Used for Linde</p>	<p>Potentiometer Repair Kit</p>  <p>LT#:LL17-L401G Used for Linde</p>	<p>Electric Steering Sensor</p>  <p>LT#:LL17-N201G Used for Nichiyu</p>

<p>Direction Sensor</p>  <p>LT#:LL17-N203A Used for Nichiyu</p>	<p>Sensor</p>  <p>LT#:LL17-N205A Used for Nichiyu</p>	<p>Direction Sensor</p>  <p>LT#:LL17-S201G Used for Shinko</p>
<p>Direction Sensor</p>  <p>LT#:LL17-T202G Used for Toyota</p>	<p>Direction Sensor</p>  <p>LT#:LL17-T203G Used for Toyota</p>	<p>Direction Angle Sensor</p>  <p>LT#:LL17-T205G Used for Toyota</p>
<p>Rear Axle Sensor</p>  <p>LT#:LL17-T209G Used for Toyota</p>	<p>Rear Axle Sensor</p>  <p>LT#:LL17-T210G Used for Toyota</p>	<p>Potentiometer</p>  <p>LT#:LL17-T211G Used for Toyota</p>
<p>Steering Angle Sensor</p>  <p>LT#:LL17-T303G Used for Toyota</p>	<p>Steering Sensor Cable Box</p>  <p>LT#:LL17-T304G Used for Toyota</p>	<p>Direction Sensor Repair Kit</p>  <p>LT#:LL17-T401G Used for Toyota</p>

<p>Crankshaft Position Sensor</p>  <p>LT#:LL18-A501G Used for Nissan</p>	<p>Camshaft Position Sensor</p>  <p>LT#:LL18-A502G Used for Nissan</p>	<p>Current Sensor</p>  <p>LT#:LL18-C502A Used for Tcm/Toyota</p>
<p>Current Sensor</p>  <p>LT#:LL18-L501G Used for Linde</p>	<p>Sensor</p>  <p>LT#:LL18-L502G Used for Linde</p>	<p>Current Sensor</p>  <p>LT#:LL18-N501G HC-TN500V28SP12 Used for Nichiyu</p>
<p>Sensor</p>  <p>LT#:LL18-N502A NV-70F Used for Nichiyu</p>	<p>Current Sensor</p>  <p>LT#:LL18-N503G HC-TN700V35UP12 Used for Nichiyu</p>	<p>Front Wheel Brake Sensor</p>  <p>LT#:LL18-T502G Used for Toyota</p>
<p>Sensor Assembly</p>  <p>LT#:LL18-T504G Used for Toyota</p>	<p>Crankshaft Sensor</p>  <p>LT#:C.H.04.0041 Used for 4D32XG30</p>	<p>Camshaft Sensor</p>  <p>LT#:C.H.04.0042 Used for 4D32XG30</p>

Airlet-air Sensor



LT#:C.H.04.0044  
Used for 4D32XG30

Water Temperature Sensor



LT#:C.A.07.06.0014  
Used for Dachai

Water Temperature Sensor



LT#:C.A.07.06.0019  
Used for Xinchai

Water Temperature Sensor



LT#:C.A.07.06.0020  
Used for Quanchai

Fuel Sensor



LT#:LD18-L002G  
Used for Linde

Fuel Level Sending Units



LT#:C.F.01.05.0005  
Used for Hangcha

Fuel Level Sending Units



LT#:C.F.01.05.0006  
Used for Hangcha

Fuel Level Sending Units



LT#:C.F.01.05.0007  
Used for Heli

Fuel Level Sending Units



LT#:C.F.01.05.0012  
Used for Heli

Fuel Level Sending Units



LT#:C.F.01.05.0021  
Used for Heli

Fuel Level Sending Units



LT#:C.F.01.05.0022  
Used for Heli

Fuel Level Sending Units



LT#:C.F.01.05.0027  
Used for Heli

Aderson Connector



Colour	LT#	Model Number	Voltage	Current
Grey	A.I.01.0105	SB50	600V	50A
Red	A.I.01.0110	SB50	600V	50A

Aderson Connector



Colour	LT#	Model Number	Voltage	Current
Grey	A.I.01.0205	SB175A	600V	175A
Red	A.I.01.0210	SB175A	600V	175A
Blue	A.I.01.0215	SB175A	600V	175A

Aderson Connector



Colour	LT#	Model Number	Voltage	Current
Grey	A.I.01.0305	S8350A	600V	350A
Red	A.I.01.0310	S8350A	600V	350A
Blue	A.I.01.0315	S8350A	600V	350A
Black	A.I.01.0320	S8350A	600V	350A

Aderson Connector



Colour	LT#	Model Number	Voltage	Current
Grey	A.I.01.1205	SBE160	150V	160A
Red	A.I.01.1210	SBE160	150V	160A
Blue	A.I.01.1215	SBE160	150V	160A
Green	A.I.01.1225	SBE160	150V	160A

Aderson Connector



Colour	LT#	Model Number	Voltage	Current
Red	A.I.01.1410	SBE320A	150V	320A
Blue	A.I.01.1415	SBE320A	150V	320A
Black	A.I.01.1420	SBE320A	150V	320A
Yellow	A.I.01.1425	SBE320A	150V	320A
Green	A.I.01.1430	SBE320A	150V	320A
Brown	A.I.01.1435	SBE320A	150V	320A

Aderson Connector



Colour	LT#	Model Number	Voltage	Current
Grey	A.1.01.1305	S8X350A	600V	350A
Red	A.1.01.1310	S8X350A	600V	350A
Blue	A.1.01.1315	S8X350A	600V	350A
Green	A.1.01.1320	S8X350A	600V	350A

Connector



Colour	LT#	Model Number	Voltage	Current
Grey	A.1.01.2010	SBS75X	600V	75A
Black	A.1.01.2011	SBS75X	600V	75A
Brown	A.1.01.2012	SBS75X	600V	75A
Blue	A.1.01.2013	SBS75X	600V	75A

SMH Connector



Colour	LT#	Model Number	Voltage	Current
Grey	A.1.02.0105	SMH50A	600V	50A
Red	A.1.02.0110	SMH50A	600V	50A
Blue	A.1.02.0115	SMH50A	600V	50A

SMH Connector



Colour	LT#	Model Number	Voltage	Current
Grey	A.1.02.2105	SMH120A	600V	120A
Red	A.1.02.2110	SMH120A	600V	120A

SMH Connector



Colour	LT#	Model Number	Voltage	Current
Grey	A.1.02.0204	SMH75A	600V	175A
Red	A.1.02.0210	SMH75A	600V	175A
Blue	A.1.02.0215	SMH75A	600V	175A

SMH Connector



Colour	LT#	Model Number	Voltage	Current
Grey	A.1.02.0304	SMH350A	600V	350A
Red	A.1.02.0310	SMH350A	600V	350A
Blue	A.1.02.0315	SMH350A	600V	350A

Connector Handle



Colour	LT#	Remark
Grey	A.1.02.5110	Applicable to 50A Connector
Red	A.1.02.5115	Applicable to 50A Connector

Connector Handle



Colour	LT#	Remark
Grey	A.1.02.5101	Applicable to 175/350A Connector
Red	A.1.02.5105	Applicable to 175/350A Connector

Rema Connector



Name	LT#	Model Number	Voltage	Current
Male	A.1.03.0101	Rema80	150V	80A
Female	A.1.03.0111	Rema80	150V	80A

Rema Connector



Name	LT#	Model Number	Voltage	Current
Male	A.1.03.0201	Rema160	150V	160A
Female	A.1.03.0211	Rema160	150V	160A

Rema Connector



Name	LT#	Model Number	Voltage	Current
Male	A.1.03.0401	Rema320	150V	320A
Female	A.1.03.0411	Rema320	150V	320A

Rema Connector



Colour	LT#	Model Number	Voltage	Current
Grey	A.1.03.2001	SR50	600V	50A
Red	A.1.03.2011	SR50	600V	50A



BATTERY CONNECTORS

01  
PART

CONTROL SYSTEM PARTS

Rema Connector



Colour	LT#	Model Number	Voltage	Current
Grey	A.1.03.2301	SR175	600V	175A
Red	A.1.03.2311	SR175	600V	175A
Blue	A.1.03.2321	SR175	600V	175A

Rema Connector



Colour	LT#	Model Number	Voltage	Current
Grey	A.1.03.2501	SR350	600V	350A
Red	A.1.03.2511	SR350	600V	350A
Blue	A.1.03.2521	SR350	600V	350A

Rema Connector



Colour	LT#	Model Number	Voltage	Current
Grey	A.1.03.3201	SRE160	150V	160A
Red	A.1.03.3211	SRE160	150V	160A
Blue	A.1.03.3221	SRE160	150V	160A
Green	A.1.03.3241	SRE160	150V	160A

Rema Connector



Colour	LT#	Model Number	Voltage	Current
Grey	A.1.03.3401	SRE320	150V	320A
Red	A.1.03.3411	SRE320	150V	320A
Blue	A.1.03.3421	SRE320	150V	320A
Black	A.1.03.3432	SRE320	150V	320A
Green	A.1.03.3441	SRE320	150V	320A

BATTERY CONNECTORS

01  
PART

CONTROL SYSTEM PARTS

UMA Connector



Name	LT#	Model Number	Voltage	Current
Male	A.1.04.0001	UMA80A	150V	80A
Female	A.1.04.0005	UMA80A	150V	80A

UMA Connector



Name	LT#	Model Number	Voltage	Current
Male	A.1.04.0111	UMA160A	150V	160A
Female	A.1.04.0115	UMA160A	150V	160A

UMA Connector



Name	LT#	Model Number	Voltage	Current
Male	A.1.04.0202	UMA320A	150V	320A
Female	A.1.04.0205	UMA320A	150V	320A

Connector



Material	LT#	Model Number	Current
Bakelite	A.1.07.0203	SHX-2	175A

Yeeda Connector



Name	LT#	Model Number	Voltage
Plug	A.1.08.0101	Y-20	12-220V
Socket	A.1.08.0102	Y-20	12-220V

Yeeda Connector



Name	LT#	Model Number	Voltage
Plug	A.1.08.0115	Y4-40A	48V
Socket	A.1.08.0117	Y4-40B	48V

Yeeda Connector



Name	LT#	Model Number	Voltage
Plug	A.I.08.0124	Y-60	AC220V
Socket	A.I.08.0125	Y-60	AC220V

Connector



Name	LT#	Model Number	Voltage
Plug	A.I.12.0010	HS-EV0316-T	0-90V
Socket	A.I.12.0001	ST-03PTA	0-90V

Taihe Plug



Name	LT#	Model Number	Voltage
Female	LL19-T0010	37010-10870	250V
Male	LL19-T0020	37010-10890	250V

Taihe Plug



Name	LT#	Remark	Voltage
Female	LL19-T003A	Used for Tcm	440V
Male	LL19-T004A	Used for Tcm	440V

Linde Power Cable



Name	LT#	Model Number	Voltage
Cable	LL19-L801G	M80807-12/MRC160	80V
Cable	LL19-L803G	12753801500	80V

Dust Cover



Colour	LT#	Remark
Red	A.I.11.1102	Applicable to 50A Connector
Black	A.I.11.1103	Applicable to 50A Connector
Red	A.I.11.1106	Applicable to 175A Connector
Red	A.I.11.1108	Applicable to 350A Connector

Yeeda Connector  
200-250V



LT#:A.I.08.0105  
Y-013  
Used for Noblelift

Battery Connector  
250A



LT#:A.I.20.03.0401  
BCG-DVR-1E-0057  
Used for Byd

Battery Connector  
750V 250A



LT#:A.I.20.03.0412  
Used for Hilectro

AMP & Molex Connector



AMP Connector



Molex Connector

Customized Cable Assembly



























Features :

We can customize power cables of different lengths and sizes according to your requirements;

and also provide specifications and models matching Heli and Hangcha Forklifts;

Ensure that the power connection system has excellent stability in use safety.

<p>DC Motor</p>  <p>LT#:A.D.01.01.0101W XQ-5C Used for Heli/Dalong/Jingjiang/Rugao</p>	<p>DC Motor</p>  <p>LT#:A.D.01.01.0102W XQ-6.3-2 Used for Heli/Hangcha</p>	<p>DC Motor</p>  <p>LT#:A.D.01.01.0104W XQ-8 Used for Heli</p>
<p>DC Motor</p>  <p>LT#:A.D.01.01.0105W XQ-10-1C Used for Heli/Shandong Guangming</p>	<p>DC Motor</p>  <p>LT#:A.D.01.01.0107W XQ-5F Used for Heli</p>	<p>DC Motor</p>  <p>LT#:A.D.01.01.0108W XQ-5H Used for Heli</p>
<p>DC Motor</p>  <p>LT#:A.D.01.01.0303W XQ-8A Used for Tailift</p>	<p>DC Motor</p>  <p>LT#:A.D.01.02.0101W XQ-5-1B-T Used for Hangcha</p>	<p>DC Motor</p>  <p>LT#:A.D.01.02.0102W XQ-5-4A4 Used for Hangcha</p>
<p>DC Motor</p>  <p>LT#:A.D.01.02.0104W XQ-6.3A1 Used for Hangcha/Feeler/Longgong</p>	<p>DC Motor</p>  <p>LT#:A.D.01.02.0105W XQ-6.3A-2/XQ-7A Used for Hangcha</p>	<p>DC Motor</p>  <p>LT#:A.D.01.02.0107W XQ-10A Used for Hangcha/Mina</p>

<p>DC Motor</p>  <p>LT#:A.D.01.02.0108W XQ-10.2A-T Used for Hangcha/Baoli/TU</p>	<p>DC Motor 283E1-00201</p>  <p>LT#:A.D.01.02.0201W XQ-5.2T Used for Tcm/TU</p>	<p>DC Motor</p>  <p>LT#:A.D.01.02.0302W XQ-8-T Used for Jac/Mina/Hecha</p>
<p>DC Motor</p>  <p>LT#:A.D.01.02.0303W XQ-10-T/XQ-10-1CT Used for Jac/Jingjiang</p>	<p>DC Motor</p>  <p>LT#:A.D.01.02.0306W XQ-8T/XQT-8H Used for Noblelift/Maximal</p>	<p>DC Motor</p>  <p>LT#:A.D.01.02.0307W XQ-10T/XQT-10-4AH Used for Noblelift</p>
<p>AC Motor</p>  <p>LT#:A.D.01.03.0101W JXQ-8/TSW132/4-195LT31-1 Used for Heli</p>	<p>AC Motor</p>  <p>LT#:A.D.01.03.0102W JXQ-11/TSW180/4-140LT35-1 Used for Heli</p>	<p>AC Motor</p>  <p>LT#:A.D.01.03.0103W JXQ-16.6 Used for Heli</p>
<p>AC Motor</p>  <p>LT#:A.D.01.03.0401H HP08-4HC-A/YD06.8-4 Used for Hangcha</p>	<p>AC Motor</p>  <p>LT#:A.D.01.03.0402H HP011-4HC-A/YD09.1-4 Used for Hangcha</p>	<p>AC Motor</p>  <p>LT#:A.D.01.03.0403H HP015-4HC-A/YD011.75-4 Used for Hangcha/EP</p>

<p>AC Motor</p> <p>LT#:A.D.01.03.0405H HP04.75-4HC Used for Hangcha</p>	<p>DC Motor</p> <p>LT#:A.D.08.01.2016 X0-3.8-4 Used for Ego Tour Car</p>	<p>AC Motor</p> <p>LT#:A.D.09.0112Z B432343G/SY03-40 Used for Heli</p>
<p>AC Motor</p> <p>LT#:A.D.09.0201H HP04.28-4/YD04.28-4 Used for Hangcha</p>	<p>Motor Assy</p> <p>LT#:B.D.01.01.0101A1 DJ-170G Used for Liftstar</p>	<p>Motor 24V 650W</p> <p>LT#:B.D.01.01.0105G1 DJ-17J-1 Used for Liftstar</p>
<p>Motor 24V 650W</p> <p>LT#:B.D.01.01.0105G2 DJ-17J-1Z Used for Liftstar</p>	<p>Motor 48V 750W</p> <p>LT#:B.D.01.01.0107G1 Z130D750-48A1 Used for Heli</p>	<p>Motor Assy 24V 600W</p> <p>LT#:B.D.01.01.0109A1 DJ-070 Used for Liftstar</p>
<p>Motor 24V 750W</p> <p>LT#:B.D.01.01.0201A1 Z130D700-24A1 Used for Hangcha</p>	<p>Motor 24V 650W</p> <p>LT#:B.D.01.01.0205A1 Z130D650-24A1 Used for Hangcha</p>	<p>Motor 48V 750W</p> <p>LT#:B.D.01.01.0208A1 Used for Hangcha</p>

<p>Motor 48V 750W</p> <p>LT#:B.D.01.01.0302G1 Z130BLD750-48A1-30S Used for Noblilift</p>	<p>Motor 24V 750W</p> <p>LT#:B.D.01.01.0303A1 ZD127 Used for Noblilift</p>	<p>Motor 24V 750W</p> <p>LT#:B.D.01.01.0305B1 Z130D750-24A1 Used for Noblilift</p>
<p>Motor 24V 650W</p> <p>LT#:B.D.01.01.0401A1 ZD11265 Used for EP</p>	<p>Motor 24V 750W</p> <p>LT#:B.D.01.01.0402A1 ZD11265 Used for EP</p>	<p>Motor 48V 750W</p> <p>LT#:B.D.01.01.0405A1 BLDC1116 Used for EP</p>
<p>Motor 24V 650W</p> <p>LT#:B.D.01.01.0501A1 Z130D650-24A1-26.5S Used for Xilin</p>	<p>Motor 48V 650W</p> <p>LT#:B.D.01.01.0701A1 130BLD650-48A1 Used for Byd</p>	<p>Motor 24V 750W</p> <p>LT#:B.D.01.01.0801B1 Z130D750-24A1 Used for Jialift/Jac/Longgong</p>
<p>Motor 48V 900W</p> <p>LT#:B.D.01.01.0805A1 TF110AH Used for EP</p>	<p>Motor 24V 750W</p> <p>LT#:B.D.01.02.07501 X0-0.75-1CH1 Used for Xilin</p>	<p>Motor 24V 750W</p> <p>LT#:B.D.01.02.07505 X0-0.75-1C Used for Dalong</p>

Motor  
24V 900W



LT#:B.D.01.02.09001

XQ-0.9H1  
Used for Xilin

Motor  
24V 1.2KW



LT#:B.D.01.02.12008

XQ-1.2/M105  
Used for Weishi/Noblelift/Dalong

Motor  
24V 1.2KW



LT#:B.D.01.02.12010

XQ-1.2-1A  
Used for Olliter/Dalong

Motor  
24V 1.2KW



LT#:B.D.01.02.12011

XQ-1.2-1A  
Used for Olliter/Dalong

Motor  
24V 1.5KW



LT#:B.D.01.02.15002

XQ-1.5-3/XQ-1.5-BYT  
Used for Mima

Motor  
24V 1.1KW



LT#:B.D.01.03.11003

XQ-1.1TA  
Used for Zowell

Motor  
24V 1.2KW



LT#:B.D.01.03.12001

XQT-1.2-3HIU  
Used for Noblelift

Motor  
24V 1.2KW



LT#:B.D.01.03.12004

XQT-1.2

Motor  
24V 1.2KW



LT#:B.D.01.03.12005

XQ-1.2T

Motor  
24V 1.2KW



LT#:B.D.01.03.12006

XQ-1.2T

Motor  
24V 1.5KW



LT#:B.D.01.03.15002

XQ-1.5T-1  
Used for Hangcha

Motor  
24V 1.5KW



LT#:B.D.01.04.0201A

03-237D  
Used for Liftstar

Motor  
16V 1.5KW



LT#:B.D.01.04.0301A

YDQ1.5-4-4820  
Used for Hangcha

Motor  
16V 1.1KW



LT#:B.D.01.04.0303B

YDQ1.1-4-4820  
Used for Hangcha

Motor  
48V 800W



LT#:B.D.01.04.0307A

TF110AH  
Used for Hangcha

Motor  
15V 1.6KW



LT#:B.D.01.04.0402A

B215119GK/SY01-1.60  
Used for EP

Motor  
16V 1.5KW



LT#:B.D.01.04.0405A

ZPJ1.5-90L-4  
Used for EP

Motor  
12V 1.7KW



LT#:B.D.01.04.0501A

XYQ-1.2BH  
Used for Xilin

Motor  
17V 1.2KW



LT#:B.D.01.04.0503A

XYQ-1.2LH2  
Used for Byd/Xilin

Motor  
17V 1.2KW



LT#:B.D.01.04.0505B

XYQ-1.2FH2  
Used for Xilin

Motor  
24V 900W



LT#:B.D.01.04.0515A

XYZW-090-24  
Used for Xilin

Motor  
17V 1.3KW



LT#:B.D.01.04.0605B

XYQ-1.3-1BH/JSW02-AC-1.3KW  
Used for Noblelift

Motor  
16V 1.3KW



LT#:B.D.01.04.0609B

260AC-16-1.3/HPQ1.3-4BT3  
Used for Noblelift

Motor  
16V 1.5KW



LT#:B.D.01.04.0701C

YS145HFRC2.2-002  
Used for Mima

Drive Motor Assy  
24V



LT#:B.E.01.0102A1

17G-200  
Used for Liftstar

Drive Motor Assy  
24V



LT#:B.E.01.0103A1

17J-200  
Used for Liftstar

Drive Motor Assy  
24V 750W



LT#:B.E.01.0202B1

Z130D750-24A1  
Used for Hangcha

Drive Motor Assy  
48V 750W



LT#:B.E.01.0205A1

Used for Hangcha

Drive Motor Assy  
24V 750W



LT#:B.E.01.0301B1

Z130D750-24A1  
Used for Noblelift

Drive Motor Assy  
24V 450W



LT#:B.E.01.0303A1

MTRMP11 200  
Used for Linde/Noblelift

Drive Motor Assy  
24V 650W



LT#:B.E.01.0305A1

Z130D650-24A1-26.5S-0  
Used for Noblelift

Drive Motor Assy  
48V 1000W



LT#:B.E.01.0307G1

Z130BLD1000-48A1-30S  
Used for Noblelift

Drive Motor Assy  
24V 750W



LT#:B.E.01.0403B1

Z130D750-24A1  
Used for EP

Drive Motor Assy  
24V 750W



LT#:B.E.01.0405B1

Z130D750-24A1  
Used for EP

Drive Motor Assy  
24V 750W



LT#:B.E.01.0407A1

Z011265  
Used for EP

Drive Motor Assy  
24V 650W



LT#:B.E.01.0409A1

Z130D650-24A1  
Used for EP

Drive Motor Assy  
24V 750W



LT#:B.E.01.0703A1

Z130D750-24A1  
Used for Chull/Leli

Drive Motor Assy  
24V 750W



LT#:B.E.01.0802A1

Z130D750-24A1  
Used for Jialift/Hangcha

Drive Motor Assy  
24V 750W



LT#:B.E.01.0804A1

Z130D750-24A1  
Used for Jialift

Drive Motor Assy  
24V 750W



LT#:B.E.01.0903A1

Z130D750-24A1  
Used for Gangli

Drive Motor Assy  
24V 750W



LT#:B.E.02.075B1

Used for Xilin

Drive Motor Assy  
24V 1.2KW



LT#:B.E.02.120A3

250\*80  
Universal

Drive Motor Assy  
24V 1.2KW



LT#:B.E.03.120A3

250\*80  
Universal

Drive Motor Assy  
1.2KW



LT#:B.E.03.120B4

3EL-DC  
Used for Noblelift

Drive Motor Assy



LT#:B.E.04.080A1

AMB200-120000-000  
Used for Hangcha

Drive Motor Assy



LT#:B.E.04.110A1

250\*85\*200(12 Holes)  
Used for Hangcha

Drive Motor Assy  
1.3KW



LT#:B.E.04.130A1

43EL-AC-1.3KW/JSW02-AC  
Used for Noblelift

Drive Motor Assy  
24V 1.5KW



LT#:B.E.04.150A1

KQW-25AC  
Universal

<p>Motor</p>  <p><b>LT#:A.D.02.01.0101W</b> XQD-6.3B Used for Heli/Hangcha/Tailift</p>	<p>Motor</p>  <p><b>LT#:A.D.02.01.0103W</b> XQD-10-5 Used for Heli</p>	<p>Motor</p>  <p><b>LT#:A.D.02.01.0104W</b> XQD-12 Used for Heli</p>
<p>Motor</p>  <p><b>LT#:A.D.02.02.0102W</b> XQD-7.5-2C/XQD-7.5-C Used for Heli/Hangcha</p>	<p>Motor</p>  <p><b>LT#:A.D.02.02.0105W</b> XQD-7.5-3S Used for Heli</p>	<p>Motor</p>  <p><b>LT#:A.D.02.02.0106W</b> XQD-8.6-3S Used for Heli</p>
<p>Motor</p>  <p><b>LT#:A.D.02.02.0107W</b> XQD-10-3S Used for Heli</p>	<p>Motor</p>  <p><b>LT#:A.D.02.02.0108W</b> XQD-13-3S/XQD-13-4S Used for Heli</p>	<p>Motor</p>  <p><b>LT#:A.D.02.02.0203B</b> XQD-10-3C Used for Hangcha</p>
<p>Motor</p>  <p><b>LT#:A.D.02.02.0205W</b> XQD-8.6-1 Used for Hangcha/Feeler/Longgong</p>	<p>Motor</p>  <p><b>LT#:A.D.02.02.0207W</b> XQD-8.6-3D Used for Hangcha/Baoli</p>	<p>Motor</p>  <p><b>LT#:A.D.02.02.0208W</b> XQD-10-3D Used for Hangcha/Baoli</p>

<p>Motor 283N1-00301</p>  <p><b>LT#:A.D.02.02.0302W</b> XQD-8.6/ Used for Tcm</p>	<p>Motor</p>  <p><b>LT#:A.D.02.02.0402W</b> XQD-8.6-C Used for Jac</p>	<p>Motor</p>  <p><b>LT#:A.D.02.02.0404W</b> XQD-13-C/XQD-13-2C Used for Jac/Jingjiang/EP</p>
<p>Motor</p>  <p><b>LT#:A.D.02.02.0502W</b> XQD-10-2SW Used for EP</p>	<p>Motor</p>  <p><b>LT#:A.D.02.02.1502W</b> XQD-8.6-2C Used for Tailift</p>	<p>AC Motor</p>  <p><b>LT#:A.D.02.03.0101W</b> JXQD-10 Used for Heli</p>
<p>AC Motor</p>  <p><b>LT#:A.D.02.03.0102W</b> JXQD-12 Used for Heli</p>	<p>AC Motor</p>  <p><b>LT#:A.D.02.03.0103W</b> JXQD-13.5 Used for Heli</p>	<p>AC Motor</p>  <p><b>LT#:A.D.02.03.0113K</b> YDB11-4-6190/A6N12-40501C Used for Heli</p>
<p>Pump Motor 24V 800W</p>  <p><b>LT#:B.D.02.02.0101A1</b> Used for Liftstar</p>	<p>Pump Motor 24V 1.2KW</p>  <p><b>LT#:B.D.02.02.0103G1</b> 24A-000 Used for Liftstar</p>	<p>Pump Motor 24V 2KW</p>  <p><b>LT#:B.D.02.02.0105G1</b> ZD2900 Used for Liftstar</p>

HYDRAULIC MOTORS

02  
PART

POWER SYSTEM

Pump Motor  
24V 3KW



LT#:B.D.02.02.0109A1

94A-000  
Used for Liftstar

Pump Motor  
24V 3KW



LT#:B.D.02.02.0110A1

94A-000A  
Used for Liftstar

Pump Motor  
24V 3KW



LT#:B.D.02.02.0111G1

Used for Liftstar

Pump Motor  
72V 800W



LT#:B.D.02.02.0114A1

19-350B  
Used for Liftstar

Pump Motor  
24V 3KW



LT#:B.D.02.02.0202A1

AMK5567  
Used for Hangcha

Pump Motor  
24V 800W



LT#:B.D.02.02.0303A1

MD24080A  
Used for EP/Xilin/Noblelift

Pump Motor  
24V 800W



LT#:B.D.02.02.0304A1

MD24080AN  
Used for EP/Xilin/Noblelift/Hangcha

Pump Motor  
48V 800W



LT#:B.D.02.02.0308A1

ZDY48081S  
Used for Noblelift

Pump Motor  
24V 2.2KW



LT#:B.D.02.02.0309A1

AMJ5842  
Used for Noblelift/EP

Pump Motor  
24V 3KW



LT#:B.D.02.02.0310G1

AMK5615  
Used for Noblelift/Xilin

Pump Motor  
24V 500W



LT#:B.D.02.02.0317A1

MD24050  
Used for Noblelift

Pump Motor  
24V 800W



LT#:B.D.02.02.0401G2

MD24080AE  
Used for Xilin/EP

HYDRAULIC MOTORS

02  
PART

POWER SYSTEM

Pump Motor  
24V 800W



LT#:B.D.02.02.0402A1

08051-S  
Used for EP/Hangcha

Pump Motor  
24V 1000W



LT#:B.D.02.02.0403A1

Used for EP

Pump Motor  
48V 800W



LT#:B.D.02.02.0404G1

Used for EP

Pump Motor  
24V 800W



LT#:B.D.02.02.0405G1

FFF-052  
Used for EP

Pump Motor  
24V 2.2KW



LT#:B.D.02.02.0406G1

Used for EP

Pump Motor  
24V 800W



LT#:B.D.02.02.0408G1

MD24080AE  
Used for Xilin/EP

Pump Motor  
24V 800W



LT#:B.D.02.02.0501G1

Used for Xilin/Zowell

Pump Motor  
24V 1.2KW



LT#:B.D.02.02.0603A1

BZD-1.2G-1  
Used for Mima

Pump Motor  
24V 2KW



LT#:B.D.02.02.0604A1

Used for Mima

Pump Motor  
24V 3KW



LT#:B.D.02.02.0811A1

AMK5589  
Used for Zowell

Pump Motor  
12V 1.6KW



LT#:B.D.02.02.0903G1

MD12160

Pump Motor  
24V 2.2KW



LT#:B.D.02.02.0908A1

AMJ5897



PUMP MOTOR ASSEMBLY

02  
PART

POWER SYSTEM

Pump Motor Assy  
24V 2KW



LT#:B.D.02.01.0102G1

Used for Liftstar

Pump Motor Assy  
24V 800W



LT#:B.D.02.01.0104G2

17G-300  
Used for Liftstar

Pump Motor Assy  
24V 2.2KW



LT#:B.D.02.01.0115A1

CLJ1030.07  
Used for Hell

Pump Motor Assy  
24V 800W



LT#:B.D.02.01.0202A1

Used for Hangcha

Pump Motor Assy  
24V 800W



LT#:B.D.02.01.0203G1

Used for Hangcha

Pump Motor Assy  
24V 3KW



LT#:B.D.02.01.0208A1

Used for Hangcha/Noblelift

Pump Motor Assy  
24V 2.2KW



LT#:B.D.02.01.0211A1

Used for Hangcha

Pump Motor Assy  
24V 1.2KW



LT#:B.D.02.01.0214A1

Used for Hangcha

Pump Motor Assy  
48V 500W



LT#:B.D.02.01.0215A1

Used for Hangcha

Pump Motor Assy  
24V 800W



LT#:B.D.02.01.0302A1

Used for Noblelift/Jialift/Longgong

Pump Motor Assy  
24V 800W



LT#:B.D.02.01.0304A1

Used for Noblelift

Pump Motor Assy  
24V 2.2KW



LT#:B.D.02.01.0305A1

Used for Noblelift

PUMP MOTOR ASSEMBLY

02  
PART

POWER SYSTEM

Pump Motor Assy  
12V 1.6KW



LT#:B.D.02.01.0306A1

Used for Noblelift

Pump Motor Assy  
24V 500W



LT#:B.D.02.01.0312A1

Used for Noblelift

Pump Motor Assy  
24V 800W



LT#:B.D.02.01.0402A1

Used for EP

Pump Motor Assy  
24V 800W



LT#:B.D.02.01.0403A1

Used for EP

Pump Motor Assy  
24V 1KW



LT#:B.D.02.01.0405A1

Used for EP

Pump Motor Assy  
24V 2.2KW



LT#:B.D.02.01.0410A1

Used for EP

Pump Motor Assy  
24V 800W



LT#:B.D.02.01.0502G2

Used for Xilin

Pump Motor Assy  
24V 1.2KW



LT#:B.D.02.01.0505A1

Used for Xilin

Pump Motor Assy  
24V 2.2KW



LT#:B.D.02.01.0608A1

Used for Mima

Pump Motor Assy  
24V 840W



LT#:B.D.02.01.0801A1

Used for Jialift/Jac/Longgong

Pump Motor Assy  
24V 3KW



LT#:B.D.02.01.0807A1

Used for Jialift

Pump Motor Assy



LT#:B.D.02.01.0911A1

YD-DC24DE24LAFJ(7)02BS3



Motor  
48V 350W

LT#:LL09-C001G

Used for Tcm/Nichiyu/Komastu



Motor  
48V 400W

LT#:LL09-C002G

Used for Tcm/Nichiyu/Komastu



Motor  
48V 550W

LT#:LL09-C003G

Used for Tcm/Nichiyu/Komastu



Motor  
72V 550W

LT#:LL09-C004G

Used for Tcm/Nichiyu/Komastu



Motor  
48V 300W

LT#:LL09-C005G

Used for Tcm



Motor  
48V 300W

LT#:LL09-K002G

Used for Komastu



Motor  
48V 300W

LT#:LL09-N001G

Used for Nichiyu



Motor  
48V 230W

LT#:LL09-T001G

Used for Toyato



Motor  
48V 290W

LT#:LL09-T003G

Used for Toyato



Motor  
48V 900W

LT#:LL09-T006G

Used for Toyato/Hyster /Kobelco



Motor  
80V 1.2KW

LT#:LL09-T008G

Used for Toyato/Hyster /Kobelco



Motor

LT#:A.D.03.0103C

XQD-0.75-3  
Used for Heli/Hangcha/Hyundai



Motor

LT#:A.D.03.0104W


XQD-0.8(WN)/XQD-0.8-1(BL)  
Used for Heli/Jac



Motor

LT#:A.D.03.0106W

XQD-1.35  
Used for Heli/Hangcha/Hyundai



Motor

LT#:A.D.03.0107Y

110SYT002  
Used for Heli



Motor

LT#:A.D.03.0109K

YDZ0.6-4-6190  
Used for Heli



Motor

LT#:A.D.03.0113A

B493103G/SY09-0.60  
Used for Heli



Motor

LT#:A.D.03.0113Z

B493111G/SY09-0.60  
Used for Heli



Motor

LT#:A.D.03.0201W

XQD-0.8-7(WN/LY)  
Used for Hangcha



Motor

LT#:A.D.03.0301W

XQD-0.8-5(LY/WN)/283N1-04001  
Used for Tcm



Motor

LT#:A.D.03.0401C

XQD-0.85-1  
Used for Tailift



Motor

LT#:A.D.03.0501L

XQD-0.8-9  
Used for Xilin



Motor Assy

LT#:B.D.03.0101A1

1500300001  
Used for Liftstar



Motor

LT#:B.D.03.0201A1

Z90DP24200-32S  
Used for Hangcha

STEER MOTORS

02  
PART

POWER SYSTEM

<p>Motor Assy 24V 200W</p> <p><b>LT#:B.D.03.0301A1</b> MY8216C-03 Used for Noblilift</p>	<p>Motor</p> <p><b>LT#:B.D.03.0401G2</b> Z90DPM24200-30S/90PM32K Used for EP</p>	<p>Motor Assy 24V 350W</p> <p><b>LT#:B.D.03.0501A1</b> ZY035-146 Used for Xilin</p>
<p>Motor Assy</p> <p><b>LT#:B.D.03.0505G2</b> Z90DPM24300-30S/62PM31.5K Used for Xilin</p>	<p>Motor 24V 165W</p> <p><b>LT#:B.D.03.0602G1</b> ZYT24165 Used for Mima</p>	<p>Motor 24V 200W</p> <p><b>LT#:B.D.03.0603G2</b> ZYT24200D-23.9 Used for Mima</p>
<p>Motor Assy 24V 165W</p> <p><b>LT#:B.D.03.0701G1</b> Z90DP24165-36S Used for Chuli</p>	<p>Motor Assy 24V 400W</p> <p><b>LT#:B.D.03.0806G1</b> Z90DPN24400-30S-BM Used for Longgong</p>	<p>Motor Assy</p> <p><b>LT#:B.D.03.0901G2</b> Z90DPM24200-30S/62PM23.9K Used for Keli</p>
<p>Motor</p> <p><b>LT#:B.D.03.0931G2</b> Z90DPM24400-30S/82PM33.92K Used for Byd</p>	<p>Motor</p> <p><b>LT#:B.D.03.0941G2</b> Z90DPM24165-36S/62PM23.9K Used for Jac</p>	<p>Motor Assy</p> <p><b>LT#:B.D.03.0971G1</b> Z90DPM24200-30S/82PN 33.92K Used for Zowell</p>

CARBON BRUSHES

02  
PART

POWER SYSTEM

<p>Carbon Brush 6.5*16*25mm</p> <p><b>LT#:A.E.01.06162502</b> Used for DC Motor</p>	<p>Carbon Brush 8*16*22mm</p> <p><b>LT#:A.E.01.08162201</b> Used for DC Motor</p>	<p>Carbon Brush 8*20*22mm</p> <p><b>LT#:A.E.01.08202202</b> Used for DC Motor</p>	<p>Carbon Brush 8*25*25mm</p> <p><b>LT#:A.E.01.08252502</b> Used for DC Motor</p>
<p>Carbon Brush 8*28*28mm</p> <p><b>LT#:A.E.01.08282802</b> Used for DC Motor</p>	<p>Carbon Brush 10*16*20mm</p> <p><b>LT#:A.E.01.10162002</b> Used for DC Motor</p>	<p>Carbon Brush 10*20*25mm</p> <p><b>LT#:A.E.01.10202502</b> Used for DC Motor</p>	<p>Carbon Brush 10*20*26mm</p> <p><b>LT#:A.E.01.10202602</b> Used for DC Motor</p>
<p>Carbon Brush 10*25*20mm</p> <p><b>LT#:A.E.01.10252002</b> Used for DC Motor</p>	<p>Carbon Brush 10*25*21mm</p> <p><b>LT#:A.E.01.10252101</b> Used for DC Motor</p>	<p>Carbon Brush 10*32*26mm</p> <p><b>LT#:A.E.01.10322602</b> Used for DC Motor</p>	<p>Carbon Brush 11*30*28mm</p> <p><b>LT#:A.E.01.11302802</b> Used for DC Motor</p>
<p>Carbon Brush 12.5*20*28mm</p> <p><b>LT#:A.E.01.12202801</b> Used for DC Motor</p>	<p>Carbon Brush 12.5*25*28mm</p> <p><b>LT#:A.E.01.12252801</b> Used for DC Motor</p>	<p>Carbon Brush 12*30*28mm</p> <p><b>LT#:A.E.01.12302802</b> Used for DC Motor</p>	<p>Carbon Brush 12.5*32*32mm</p> <p><b>LT#:A.E.01.12323202</b> Used for DC Motor</p>

CARBON BRUSHES

02  
PART

POWER SYSTEM

<p>Carbon Brush 12.5*40*27mm</p> <p>LT#:A.E.01.12402702 Used for DC Motor</p>	<p>Carbon Brush 16*25*28mm</p> <p>LT#:A.E.01.16252801 Used for DC Motor</p>	<p>Carbon Brush 16*25*28mm</p> <p>LT#:A.E.01.16252802 Used for DC Motor</p>	<p>Carbon Brush 16*25*29mm</p> <p>LT#:A.E.01.16252901 Used for DC Motor</p>
<p>Carbon Brush 16*25*30mm</p> <p>LT#:A.E.01.16253002 Used for DC Motor</p>	<p>Carbon Brush 16*25*32mm</p> <p>LT#:A.E.01.16253201 Used for DC Motor</p>	<p>Carbon Brush 16*32*32mm</p> <p>LT#:A.E.01.16323202 Used for DC Motor</p>	<p>Carbon Brush 16*40*30mm</p> <p>LT#:A.E.01.16403001 Used for DC Motor</p>
<p>Carbon Brush 18*40*30mm</p> <p>LT#:A.E.01.18403002 Used for DC Motor</p>	<p>Carbon Brush 9*13*25mm</p> <p>LT#:B.D.04.0101A1 Used for Liftstar</p>	<p>Carbon Brush 8*9.9*19.8mm</p> <p>LT#:B.D.04.0103A1 Used for Liftstar</p>	<p>Carbon Brush 6*14.5*25mm</p> <p>LT#:B.D.04.0104A1 Used for Liftstar</p>
<p>Carbon Brush 10*25*23mm</p> <p>LT#:B.D.04.0105A1 Used for Liftstar</p>	<p>Carbon Brush 9*15*25mm</p> <p>LT#:B.D.04.0106A1 Used for Liftstar</p>	<p>Carbon Brush 8*9.5*20mm</p> <p>LT#:B.D.04.0108A1 Used for Liftstar/EP</p>	<p>Carbon Brush 8*10*22mm</p> <p>LT#:B.D.04.0201A1 Used for Hangcha/Jialift/Xilin</p>

CARBON BRUSHES

02  
PART

POWER SYSTEM

<p>Carbon Brush 10*18*19.5mm</p> <p>LT#:B.D.04.0301A1 Used for Noblielift</p>	<p>Carbon Brush 5*12*11mm</p> <p>LT#:B.D.04.0302A1 Used for Noblielift</p>	<p>Carbon Brush 7*12*19mm</p> <p>LT#:B.D.04.0303A1 Used for Noblielift</p>	<p>Carbon Brush 9*16*17mm</p> <p>LT#:B.D.04.0305A1 Used for Noblielift</p>
<p>Carbon Brush 9*16*17mm</p> <p>LT#:B.D.04.0305A2 Used for Noblielift</p>	<p>Carbon Brush 7.5*10*18mm</p> <p>LT#:B.D.04.0401A1 Used for EP</p>	<p>Carbon Brush 8*14*21mm</p> <p>LT#:B.D.04.0402A1 Used for EP</p>	<p>Carbon Brush 6*12*12mm</p> <p>LT#:B.D.04.0405A1 Used for EP/Noblielift</p>
<p>Carbon Brush 5*12*11.5mm</p> <p>LT#:B.D.04.0406A1 Used for EP/Liftstar</p>	<p>Carbon Brush 9*25*22mm</p> <p>LT#:LL10-C204G Used for Tcm</p>	<p>Carbon Brush 10*25*20mm</p> <p>LT#:LL10-K001A Used for Komatsu</p>	<p>Carbon Brush 12*32*32mm</p> <p>LT#:LL10-L001G Used for Linde</p>
<p>Carbon Brush 10*40*32mm</p> <p>LT#:LL10-L101G Used for Linde</p>	<p>Carbon Brush 8*12*22mm</p> <p>LT#:LL10-L201G Used for Linde</p>	<p>Carbon Brush 8*12*22mm</p> <p>LT#:LL10-L202G Used for Linde</p>	<p>Carbon Brush 12*30*26mm</p> <p>LT#:LL10-S001G Used for Kobelco</p>

<p>Carbon Brush Spring</p> <p>LT#:A.E.03.0103 Used for DC Motor XQ-6.3-2/XQ-8/XQ-10-1C</p>	<p>Carbon Brush Spring</p> <p>LT#:A.E.03.0104 Used for DC Motor XQ-8/XQ-10-1C</p>	<p>Carbon Brush Spring</p> <p>LT#:A.E.03.0105 Used for DC Motor XQ-5/XQD-6.3/XQD-7.5-2</p>	<p>Carbon Brush Spring</p> <p>LT#:A.E.03.0107 Used for DC Motor XQD-0.55-3/XQD-0.75-2</p>
<p>Carbon Brush Spring</p> <p>LT#:A.E.03.0201 Used for DC Motor XQ-5/XQ-6.3/XQ-8</p>	<p>Carbon Brush Spring</p> <p>LT#:A.E.03.0303 Used for DC Motor XQ-5H/XQ-5F</p>	<p>Carbon Brush Spring</p> <p>LT#:A.E.03.0307 Used for DC Motor XQD-12/XQD-13-3S</p>	<p>Carbon Brush Spring</p> <p>LT#:A.E.03.0403 Used for DC Motor XQD-0.8-7/XQD-1.35-1</p>
<p>Carbon Brush Spring</p> <p>LT#:A.E.03.0405 Used for DC Motor XQD-0.8-4A</p>	<p>Carbon Brush Spring</p> <p>LT#:A.E.03.0407 Used for DC Motor XQ-5-4A4/XQD-10-3D</p>	<p>Carbon Brush Spring</p> <p>LT#:A.E.03.0408 Used for DC Motor XQ-5.2/XQ-6.3A1/XQ-7A</p>	<p>Carbon Brush Spring</p> <p>LT#:A.E.03.0409 Used for DC Motor XQD-8.2/XQD-8.618.6-3D</p>
<p>Carbon Brush Holder</p> <p>LT#:A.E.04.0101 Used for DC Motor XQ-5/6.3/7.5 XQ-8/10</p>	<p>Carbon Brush Holder</p> <p>LT#:A.E.04.0117 Used for DC Motor XQ-5-4A4/XQD-10-3D</p>	<p>Carbon Brush Holder</p> <p>LT#:A.E.04.0118 Used for DC Motor XQ-5-4A4</p>	<p>Carbon Brush Holder</p> <p>LT#:A.E.04.0123 Used for DC Motor XQ-5.2T/XQ-6.3A</p>


<p>Carbon Brush Assy</p> <p>LT#:A.E.04.0308 Used for DC Motor XQ-5</p>	<p>Carbon Brush Assy</p> <p>LT#:A.E.04.0311 Used for DC Motor XQ-10-1C</p>	<p>Carbon Brush Assy</p> <p>LT#:A.E.04.0313 Used for DC Motor XQD-13-3S</p>	<p>Carbon Brush Holder</p> <p>LT#:A.E.04.0401 Used for DC Motor XQD-8.2/8.6KW</p>
<p>Carbon Brush Holder</p> <p>LT#:A.E.04.0405 Used for DC Motor XQ-10KW</p>	<p>Carbon Brush Assy</p> <p>LT#:B.D.04.0109A1 Used for Liftstar</p>	<p>Carbon Brush Assy</p> <p>LT#:B.D.04.0202A1 Used for Hangcha</p>	<p>End Cover Assembly</p> <p>LT#:B.D.04.0310A1 Used for Noblielift</p>
<p>Carbon Brush Assy</p> <p>LT#:B.D.04.0403A1 Used for EP/Noblelift</p>	<p>Carbon Brush Assy</p> <p>LT#:B.D.04.0404A1 Used for EP</p>	<p>Rear Cover Assy</p> <p>LT#:B.D.05.0713 Used for Jialift</p>	<p>Brush Holder</p> <p>LT#:B.D.04.0406B1 Used for EP</p>
<p>Carbon Brush Assy</p> <p>LT#:B.D.04.0801A1 Used for Jialift</p>	<p>Motor Fan Blade</p> <p>LT#:B.D.05.0113 Used for Liftstar</p>	<p>Gear</p> <p>LT#:B.D.05.0606 Used on Separate Excitation Semi-enclosed Motors</p>	<p>Junction Box</p> <p>LT#:B.E.10.0408 Universal</p>

Features:

ZAPY battery is designed and produced according to the highest standard in the industry. In 2016, it was officially launched to the market. The cumulative sales volume exceeded 600 million RBM, and it served more than 5,000 forklift repairers. The products were well received by the majority of users. In order to serve customers better and faster, a sales and service network covering the whole country has been built, which has achieved same-day delivery and next-day delivery, greatly improving user experience.



01 Battery Pack



02 Internal Structure

Voltage	Application	Specification	Size
24V	Liftstar	24V/210AH	790*210*576
	Liftstar	24V/210AH	605*275*470
	Liftstar	24V/240AH	790*210*576
	Liftstar	24V/270AH	790*210*576
	Liftstar	24V/270AH	608*275*610
	Liftstar	24V/280AH	648*248*548
	Liftstar	24V/280AH	650*248*645
	Hangcha	24V/165AH	645*196*560
	Hangcha	24V/210AH	750*176*574
	Hangcha	24V/210AH	650*249*625
	Hangcha	24V/240AH	750*176*574
	Hangcha	24V/240AH	650*249*625
	Hangcha	24V/280AH	650*249*625
	Hangcha	24V/340AH	650*249*625
	Hangcha	24V/350AH	650*297*625
	Noblelift	24V/210AH	645*195*520
	Noblelift	24V/210AH	790*210*458
	Noblelift	24V/210AH	765*265*385
	Noblelift	24V/210AH	621*206*625
	Noblelift	24V/240AH	790*210*510

Voltage	Application	Specification	Size
24V	Noblelift	24V/270AH	790*210*530
	Noblelift	24V/280AH	1010*210*470
	Linde	24V/200AH	761*171/103*687
	Linde	24V/200AH	660*145*640/690
	Linde	24V/210AH	561*231*550
	Linde	24V/230AH	621*206*625
	Linde	24V/270AH	621*281*537
	Linde	24V/345AH	621*281*627
	Linde	24V/345AH	786*210*630
	Xilin	24V/210AH	745*170*534
	Xilin	24V/240AH	654*254*440/478
	Xilin	24V/240AH	650*250*460/500
	EP	24V/210AH	810*208*630
	EP	24V/280AH	810*208*630
	Mima	24V/210AH	645*196*560
	Jungheinrich	24V/160AH	645*146*560/590
	Toyota	24V/225AH	645*196*570
	Still	24V/230AH	621*206*625
Nichiyu	24V/390AH	961*235*540	

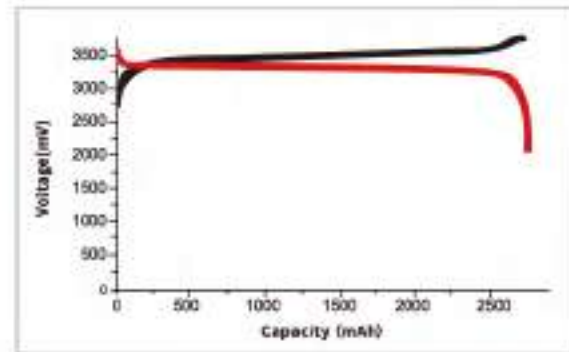
Voltage	Application	Specification	Size	
48V	Heli	48V/400AH	970*600*465	
	Heli	48V/550AH	970*715*465	
	Heli	48V/600AH	1030*500*792	
	Hangcha	48V/420AH	980*465*780	
	Hangcha	48V/420AH	1145*403*602	
	Hangcha	48V/450AH	980*680*485	
	Hangcha	48V/480AH	980*465*780	
	Hangcha	48V/500AH	996*395*770	
	Hangcha	48V/500AH	830*630*627	
	Hangcha	48V/600AH	980*465*780	
	Hangcha	48V/630AH	1064*845*495	
	Hangcha	48V/630AH	1028*570*780	
	Toyota	48V/210AH	958*260*545	
	Toyota	48V/390AH	990*445*627	
	Toyota	48V/400AH	815*740*479	
	Toyota	48V/420AH	990*545*627	
	Toyota	48V/420AH	990*450*627	
	Toyota	48V/480AH	815*740*479	
	Toyota	48V/560AH	900*810*479	
	Toyota	48V/560AH	990*545*627	
48V	Linde	48V/560AH	832*523*782	
	Linde	48V/560AH	1220*352*784	
	Linde	48V/575AH	827*627*625	
	Linde	48V/700AH	832*631*781	
	Linde	48V/700AH	1218*424*782	
	Nichiyu	48V/280AH	958*372*555	
	Nichiyu	48V/325AH	958*372*555	
	Nichiyu	48V/400AH	970*600*470	
	Nichiyu	48V/450AH	970*665*470	
	Nichiyu	48V/560AH	970*730*470	
48V	Tcm	48V/400AH	980*600*495	
	Tcm	48V/480AH	1030*780*495	
	Tcm	48V/560AH	1030*780*495	
	48V	Noblelift	48V/400AH	970*650*440
		Noblelift	48V/450AH	977*660*435
		Noblelift	48V/600AH	975x466x780
Noblelift		48V/600AH	980*538*780	
Longgong		48V/480AH	970*715*410	
Longgong		48V/600AH	1000*730*520	
Longgong		48V/600AH	1000*800*520	
Tailift		48V/500AH	965*430*760	
Tailift		48V/600AH	975*495*800	
Baoli		48V/400AH	973*637*510	
48V	Baoli	48V/630AH	1030*500*790	
	Xilin	48V/400AH	970*520*456	
	Xilin	48V/450AH	970*650*456	
	Jac	48V/600AH	1028*525*780	
	Jac	48V/630AH	1055*810*480	
	EP	48V/385AH	780*711*455	
	EP	48V/450AH	974*711*455	
	Hyster	48V/560AH	1028*570*780	
	Hyundai	48V/450AH	980*710*487	
	Maximal	48V/600AH	1028*500*780	
72V	Shinko	72V/300AH	980*465*780	
	80V	Xilin	80V/450AH	970*673*708/688
		Heli	80V/480AH	1028*711*784
		Hangcha	80V/480AH	1075*995*495
		Hangcha	80V/500AH	1028*710*780
		Longgong	80V/500AH	1025*724*780
		Liugong	80V/500AH	1138*680*840
		EP	80V/500AH	1072*650*793
		Maximal	80V/500AH	1028*674*780
		Tailift	80V/500AH	1124*610*800
Hyundai		80V/520AH	1066*990*520	
Linde	80V/575AH	1025*845*625		

Features:

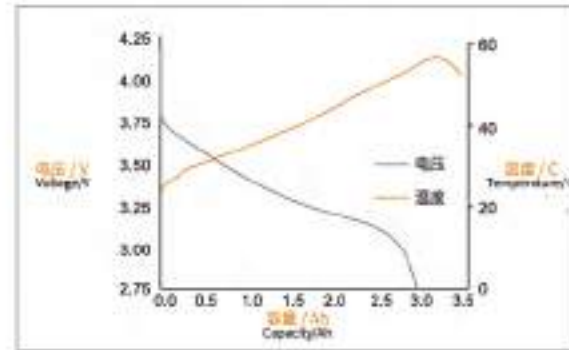
For all lead-acid electric forklifts in market, the company has launched a power supply replacement and upgrade plan, allowing customers to fully experience the intelligence, high efficiency, environmental protection, strong power, and maintenance-free happiness brought by new energy lithium power supplies, bringing you unexpected Economic benefits, and can provide you with a big data management platform



01 ZAPY Lithium Battery



02 Discharge Curve



03 Discharge Temperature Rise Curve

Voltage	Application	Specification	Size
25.6V	Heli	25.6V/173AH	645*190*520
	Heli	25.6V/202AH	790*210*576
	Heli	25.6V/202AH	645*245*545
	Heli	25.6V/202AH	645*190*520
	Hangcha	25.6V/165AH	740*170*520
	Hangcha	25.6V/202AH	740*170*520
	EP	25.6V/202AH	810*208*630
	EP	25.6V/272AH	810*208*630
	Linde	25.6V/160AH	650*145*680
	Linde	25.6V/173AH	621*206*625
	Nichiyu	25.6V/302AH	961*235*540
	Hyster	25.6V/202AH	740*170*540/570
	Noblelift	25.6V/165AH	790*200*460
	Xilin	25.6V/272AH	648*245*625

Voltage	Application	Specification	Size
51.2V	Hangcha	51.2V/495AH	1064*845*395
	Linde	51.2V/544AH	1218*424*782
	Nichiyu	51.2V/202AH	956*372*555
	Hyster	51.2V/404AH	1028*570*780
	Hyster	51.2V/495AH	1028*570*780
	Hyster	51.2V/560AH	977*1005*585
	Noblelift	51.2V/160AH	756*361*615
	Doosan	51.2V/606AH	1025*1035*525
	Toyota	51.2V/460AH	990*450*627
	Jac	51.2V/280AH	965*395*735
	Tailift	51.2V/544AH	975*495*800
83.2V	Jungheinrich	51.2V/519AH	830*735*627
	Toyota	83.2V/346AH	948*815*589
	Linde	83.2V/404AH	1025*845*625

Voltage	Application	Specification	Size
6V	Universal	6V/200AH	260*180*272
12V	Universal	12V/30AH	166*126*175
	Universal	12V/65AH	224*135.5*177
	Universal	12V/65AH	220*135*175
	Universal	12V/70AH	259*170*160
	Universal	12V/80AH	259*170*210
	Universal	12V/85AH	259*168*208/214
	Universal	12V/85AH	259*170*210
	Universal	12V/100AH	330*173*218
	Universal	12V/120AH	330*173*218
	Universal	12V/120AH	407*170.5*240



Voltage	Application	Specification	Size
24V	Heli/Jialift	24V/20AH	370*100*355
	Heli/Jialift	24V/30AH	370*100*355
	Heli/Jialift	24V/35AH	190*80*290
	Heli/Jialift	24V/40AH	370*100*355
	EP	24V/40AH	260*170*220
	EP	24V/55AH	260*170*220
	Hangcha	24V/25AH	175*86*210
	Noblelift	24V/20AH	247*75*375
	Xilin	24V/20AH	185*84.5*250
	Linde	24V/20AH	260*205*85
	Hangcha	25.2V/40AH	170*170*550

Voltage	Application	Specification	Size
46.8V	Hangcha	46.8V/20AH	170*170*550
48V	Hangcha	48V/10AH	175*85*210
	Hangcha	48V/15AH	175*85*210
	Heli/Jialift	48V/16AH	210*80*290
	Heli/Jialift	48V/20AH	370*100*355
	Noblelift	48V/20AH	280*75*378
	EP	48V/20AH	273*105*420
72V	Heli/Liftstar	72V/16AH	235*155*360
	Heli/Liftstar	72V/8AH	205*85*300

**Features:**

Charging uses closed-loop control, automatically checks and dynamically tracks the battery during charging, so that the battery is in the most accurate charging state, which basically eliminates overcharging and extends the service life of the battery. Small size, easy to use, easy to maintain, intuitive and clear, charging time is about 8-12 hours

**Technical Parameters:**

1. Input voltage: 3phase 380V±5%, 50hz, with ground wire, input current 6-30A, output voltage 48v/72v/80v
2. Input voltage: 220V±5%, 50hz, with ground wire, input current: 6-30A, output voltage: 24v/48v



01  
Power Frequency Charger

Voltage	Input Voltage	Max Input Current	Battery Capacity	Voltage	Input Voltage	Max Input Current	Battery Capacity	
24V	220V	30A	210-250AH	48V	380V	65A	440-480AH	
	220V	60A	400-440AH		380V	70A	480-550AH	
	220V	70A	480-550AH		380V	80A	550-630AH	
	220V	80A	550-630AH		380V	100A	630-700AH	
	380V	50A	350-390AH		380V	120A	700-800AH	
	380V	60A	350-390AH		380V	140A	980AH	
	380V	100A	630-700AH		72V	380V	30A	210-250AH
	380V	120A	700-800AH			380V	40A	280-350AH
36V	380V	70A	480-550AH	380V		50A	350-390AH	
	380V	80A	550-630AH	380V		60A	400-440AH	
	380V	90A	630AH	380V		70A	480-550AH	
	380V	100A	630-700AH	380V		80A	550-630AH	
	380V	130A	910AH	380V		100A	630-700AH	
	48V	220V	35A	280-350AH		80V	380V	40A
220V		60A	400-440AH	380V	50A		350-390AH	
220V		65A	440-480AH	380V	60A		400-440AH	
220V		70A	480-550AH	380V	70A		480-550AH	
220V		80A	550-630AH	380V	80A		550-630AH	
380V		30A	210-250AH	380V	100A		630-700AH	
380V		40A	280-350AH	380V	120A		840-900AH	
380V		50A	350-390AH	380V	130A		910AH	
380V		60A	400-440AH					

Voltage	Max Input Current	Battery Capacity	Voltage	Max Input Current	Battery Capacity
24V	25A	175-210AH	48V	20A	140-210AH
	30A	210-250AH		25A	175-210AH
	40A	280-350AH		30A	210-250AH
	50A	350-390AH		35A	245-280AH
	60A	400-440AH		40A	280-350AH
36V	20A	140-210AH	72V	20A	140-210AH
	25A	175-210AH		25A	175-210AH
	30A	210-250AH		30A	210-250AH
	35A	280-350AH			



01  
Lead-acid Battery



02  
Maintenance-free Battery

Remark: Before purchasing, please confirm whether the battery type is lead-acid battery or maintenance-free battery

Voltage	Max Input Current	LT#
12V	10A	A.M.06.1210J
	15A	A.M.06.1215J
	20A	A.M.06.1220J
24V	10A	A.M.06.2410J
	15A	A.M.06.2415J
	20A	A.M.06.2420J



01  
Lead-acid Battery



02  
Maintenance-free Battery

Remark: Before purchasing, please confirm whether the battery type is lead-acid battery or maintenance-free battery

Voltage	Max Input Current	Specification
24V	30A	HXBX-LY2430JBZ1
36V	30A	HXBX-LY3630JBZ1
48V	25A	HXBX-LY4825JBZ1
	30A	HXBX-LY4830JBZ1
72V	25A	HXBX-LY7225JBZ1
	30A	HXBX-LY7230JBZ1



01  
Lead-acid Battery



02  
Maintenance-free Battery

Remark: Before purchasing, please confirm whether the battery type is lead-acid battery or maintenance-free battery



Lithium Battery Charger  
72V/4A



LT#:B.M.01.0104A1

Used for Liftstar

Battery Charger  
24V/10A



LT#:B.M.01.0105G1

Used for Liftstar

Battery Charger  
24V/10A



LT#:B.M.01.0107G4

Used for Liftstar

Lithium Battery Charger  
72V/8A



LT#:B.M.01.0106A1

Used for Liftstar

Battery Charger  
24V/50A



LT#:B.M.01.0110A1

Used for Liftstar

External Battery Charger  
48V/5A



LT#:B.M.01.0120A1

Used for Heli

Battery Charger  
24V/10A



LT#:B.M.01.0201G1

Used for Hangcha

Battery Charger  
24V/10A



LT#:B.M.01.0203G1

Used for Hangcha

Lithium Battery Charger  
24V/10A



LT#:B.M.01.0206A2

Used for Hangcha

Lithium Battery Charger  
24V/20A



LT#:B.M.01.0205A2

Used for Hangcha

Lithium Battery Charger  
48V/10A



LT#:B.M.01.0207G1

Used for Hangcha

Battery Charger  
48V/3A



LT#:B.M.01.0208A1

Used for Hangcha

Battery Charger  
48V/5A



LT#:B.M.01.0209A2

Used for Hangcha

Battery Charger  
24V/15A



LT#:B.M.01.0211A2

Used for Hangcha

Battery Charger  
24V/8A



LT#:B.M.01.0305G1

Used for Noblelift

Lithium Battery Charger  
24V/8A



LT#:B.M.01.0306A1

Used for Noblelift

Lithium Battery Charger  
54.6V/9A



LT#:B.M.01.0307A1

Used for Noblelift

Lithium Battery Charger  
54.6V/9A



LT#:B.M.01.0307A2

Used for Noblelift

Battery Charger  
24V/8A



LT#:B.M.01.0311A1

Used for Noblelift

Battery Charger  
24V/10A



LT#:B.M.01.0313G1

Used for Noblelift

Battery Charger  
24V/10A



LT#:B.M.01.0401G1

Used for EP

Battery Charger  
24V/10A



LT#:B.M.01.0403G1

Used for EP

Battery Charger  
48V/5A



LT#:B.M.01.0407G1

Used for EP


Built-in Battery Charger  
24V/5A



LT#:B.M.01.0409G1

Used for EP

Battery Charger  
24V/10A



LT#:B.M.01.0416A1

Used for EP

Battery Charger  
24V/10A



LT#:B.M.01.0604A1

Used for Xilin

Lithium Battery Charger  
48V/6A



LT#:B.M.01.0507A1

Used for Xilin

Maintenance-free Battery  
24V/5A



LT#:B.M.01.0508A1

Used for Xilin

Lithium Battery Charger  
29.4V/6A



LT#:B.M.01.0510A1

Used for Xilin

Battery Charger  
24V/10A



LT#:B.M.01.0801A1

Used for Jialift

Lithium Battery Charger  
24V/10A



LT#:B.M.01.0802A1

Used for Jialift

Battery Charger  
12V/15A



LT#:B.M.01.0803A1

Used for Jialift

External Battery Charger  
24V/30A



LT#:B.M.01.0805A1

Used for Jialift

External Battery Charger  
48V/5A



LT#:B.M.01.1001A1

Universal

Built-in Battery Charger  
24V/10A



LT#:B.M.01.1101A1

Used for Jac

Battery Charger  
24V/8A



LT#:B.M.01.1301G1

Used for Longgong

Charger PCB  
200\*160\*30



LT#:A.M.50.0103

J23B2-40151  
Used for Heli

Charger PCB  
24V/48V/80V



LT#:A.M.50.0106

Used for Heli

Charger Silicon Control  
110A/1600V



LT#:A.M.50.0115

MFC  
Universal

Charger PCB



LT#:A.M.50.0126

CF20080 19062427  
Used for Byd

Charger Silicon Control



LT#:A.M.50.0140

PD110FG160  
Universal

Battery Charger Circuit Board  
24V/50A



LT#:B.M.10.0101

Used for Liftstar

Battery Charger Rectifier Moduler  
24V/50A



LT#:B.M.10.0102

MZK100-04  
Universal

Battery Charger Spring Cable  
24V/10A



LT#:B.M.10.0401

International Plug  
Universal

Battery Charger Spring Cable  
24V/10A



LT#:B.M.10.0402

British Standard Plug  
Universal

Rectifier bridge  
400V/65A



LT#:D.K.50.01151

Universal

Rectifier bridge  
400V/100A



LT#:D.K.50.01152

Universal



LT#:D.K.50.40226

CJX2-2510/380V

<p>12V 138*115</p> <p><b>LT#:A.J.02.0112A</b> Used for Tcm/Heli</p>	<p>48V 138*115</p> <p><b>LT#:A.J.02.0148B</b> Used for Heli</p>	<p>LED 12-24V 105*115</p> <p><b>LT#:A.J.02.0260A</b> Used for Heli/Tailift/Hyundai/ Feeler</p>
<p>12V 165*130</p> <p><b>LT#:A.J.02.0348A</b> Used for Tcm/Heli</p>	<p>LED 12-48V 165*130</p> <p><b>LT#:A.J.02.0348C</b> Used for Tcm/Heli</p>	<p>48V 138*115*75</p> <p><b>LT#:A.J.02.0448A</b> Used for Tcm/Nichiyu/Komatsu</p>
<p>LED 12-48V 110*85</p> <p><b>LT#:A.J.02.0760A</b> Universal</p>	<p>LED 12-80V 110*82</p> <p><b>LT#:A.J.02.0760B</b> Universal</p>	<p>LED 12-80V 108*108*50</p> <p><b>LT#:A.J.02.0801J</b> Universal</p>
<p>LED 12-80V 108*108*35</p> <p><b>LT#:A.J.02.0802J</b> Universal</p>	<p>LED 12-80V 110*110*50</p> <p><b>LT#:A.J.02.0803J</b> Universal</p>	<p>LED 12-80V 110*110*35</p> <p><b>LT#:A.J.02.0804J</b> Universal</p>

<p>LED 10-80V 80*80*35</p> <p><b>LT#:A.J.02.0901A</b> Used for Hangcha</p>	<p>LED 12-24V 108*98*55</p> <p><b>LT#:A.J.02.0905A</b> Used for Hangcha</p>	<p>LED 10-80V 108*108*50</p> <p><b>LT#:A.J.02.1101A</b> Universal</p>
<p>24V</p> <p><b>LT#:LD01-C002G</b> Used for Tcm</p>	<p>12V</p> <p><b>LT#:LD01-K111G</b> Used for Komatsu</p>	<p>12V</p> <p><b>LT#:LD01-K112G</b> Used for Komatsu</p>
<p>24V</p> <p><b>LT#:LD01-L042G</b> Used for Linde</p>	<p>12V</p> <p><b>LT#:LD01-T001G</b> Used for Toyota</p>	<p>12V</p> <p><b>LT#:LD01-T011G</b> 5-7FD Used for Toyota</p>
<p>48V</p> <p><b>LT#:LD01-T014G</b> 7FB/Left Used for Toyota</p>	<p>48V</p> <p><b>LT#:LD01-T024G</b> 7FB/Right Used for Toyota</p>	<p>12V</p> <p><b>LT#:LD01-T031G</b> 7FD/Left Used for Toyota</p>

HEAD LAMPS

03  
PART

ELECTRICAL PARTS

<p>12V</p>  <p><b>LT#:LD01-T041G</b> 7FD/Right Used for Toyota</p>	<p>12V</p>  <p><b>LT#:LD01-T042G</b> 7FD Used for Toyota</p>	<p>48V</p>  <p><b>LT#:LD01-T054G</b> 8FB/Left Used for Toyota</p>
<p>48V</p>  <p><b>LT#:LD01-T064G</b> 8FB/Right Used for Toyota</p>	<p>12V</p>  <p><b>LT#:LD01-T071G</b> 8FD/Left Used for Toyota</p>	<p>12V</p>  <p><b>LT#:LD01-T081G</b> 8FD/Right Used for Toyota</p>
<p>48V 100*80</p>  <p><b>LT#:LD01-Y034G</b> Used for Nichiyu/Komatsu/Tcm</p>	<p>12V 105*115</p>  <p><b>LT#:LD01-Y041G</b> Used for Tcm/Mitsubishi/Nissan/ Hangcha/Heli/Teu/Jac</p>	<p>24V 105*115</p>  <p><b>LT#:LD01-Y042G</b> Used for Tcm/Mitsubishi/Hangcha</p>
<p>48V</p>  <p><b>LT#:LD01-Y054G</b> Used for Tcm</p>	<p>12V</p>  <p><b>LT#:LD01-Y061G</b> Used for Mitsubishi/Nissan</p>	<p>12V</p>  <p><b>LT#:LD01-Y510G</b> Used for Caterpillar</p>

FRONT COMBINATION LAMPS

03  
PART

ELECTRICAL PARTS

<p>12V 85*85</p>  <p><b>LT#:A.J.03.0112B</b> Used for Tcm/Heli</p>	<p>24V 85*85</p>  <p><b>LT#:A.J.03.0124B</b> Used for Hangcha</p>	<p>48V 85*85</p>  <p><b>LT#:A.J.03.0148B</b> Universal</p>
<p>LED 12-80V 85*85</p>  <p><b>LT#:A.J.03.0160A</b> Universal</p>	<p>LED 12-80V 85*85</p>  <p><b>LT#:A.J.03.0161J</b> Universal</p>	<p>12V 160*50*50</p>  <p><b>LT#:A.J.03.0212A</b> Used for Heli</p>
<p>24V 160*50*50</p>  <p><b>LT#:A.J.03.0224B</b> Used for Tcm</p>	<p>48V 160*50*50</p>  <p><b>LT#:A.J.03.0248B</b> Used for Tcm/Nichiyu</p>	<p>12V 100*50</p>  <p><b>LT#:A.J.03.0312A</b> Used for Tailift</p>
<p>LED 12-80V 100*50</p>  <p><b>LT#:A.J.03.0312B</b> Used for Tailift/Hangcha</p>	<p>LED 12-80V 100*50</p>  <p><b>LT#:A.J.03.0312C</b> Used for Tailift/Hangcha</p>	<p>48V 90*50*45</p>  <p><b>LT#:A.J.03.0448A</b> Used for Nichiyu</p>

FRONT COMBINATION LAMPS

03  
PART

ELECTRICAL PARTS

<p>12V</p> <p>LT#:LD02-A011G Used for Nissan</p>	<p>12V</p> <p>LT#:LD02-A012G Used for Nissan</p>	<p>12V</p> <p>LT#:LD02-A013G Used for Nissan</p>
<p>48V</p> <p>LT#:LD02-C041G Used for Tcm</p>	<p>12V</p> <p>LT#:LD02-K011G Used for Komatsu</p>	<p>12V</p> <p>LT#:LD02-K012G Used for Komatsu</p>
<p>12V</p> <p>LT#:LD02-L011G Used for Linde 335</p>	<p>12V</p> <p>LT#:LD02-T021G 5-7FD Used for Toyota</p>	<p>12V</p> <p>LT#:LD02-Y011G Used for Tcm/Mitsubishi/Teu</p>
<p>12V</p> <p>LT#:LD02-Y112G Used for Toyota</p>	<p>24V 85*85</p> <p>LT#:LD02-Y121G Used for Tcm</p>	<p>LED 12-24V</p> <p>LT#:LD02-Y802G Used for Tcm/Mitsubishi/Teu/ Hangcha</p>

REAR COMBINATION LAMPS

03  
PART

ELECTRICAL PARTS

<p>LED 12-80V 220*54*28</p> <p>LT#:A.J.03.1060A Used for Hangcha/Tailift</p>	<p>LED 12-80V 220*54*28</p> <p>LT#:A.J.03.1060B Used for Heli</p>	<p>LED 12-80V 220*54*28</p> <p>LT#:A.J.03.1060C Used for Heli/Hangcha</p>
<p>LED 12-24V 160*50*50</p> <p>LT#:A.J.03.0212A Universal</p>	<p>12V 230*60</p> <p>LT#:A.J.03.1112A Used for Heli</p>	<p>12V 100*50</p> <p>LT#:A.J.03.0312A Used for Tcm</p>
<p>24V 230*60</p> <p>LT#:A.J.03.1224A Used for Hangcha</p>	<p>12V 235*45*60</p> <p>LT#:A.J.03.1312A Used for Tailift</p>	<p>24V 235*45*60</p> <p>LT#:A.J.03.1324A Used for Hangcha</p>
<p>12V 835*60</p> <p>LT#:A.J.03.1612A Used for Heli</p>	<p>24V</p> <p>LT#:A.J.03.1924B Used for Heli</p>	<p>12V</p> <p>LT#:A.J.03.2512A M11D2-40231 Used for Heli</p>

12V  
238\*50\*60

LT#:LD03-A011G

Used for Nissan

12V  
290\*50\*60/90

LT#:LD03-A012G

Used for Nissan

12V



LT#:LD03-C012G

Used for Tcm

12V  
220\*54\*58

LT#:LD03-C013G

Used for Tcm

24V  
278\*120\*88

LT#:LD03-C024G

Used for Tcm/Teu

LED 12-24V



LT#:LD03-C801G

Used for Tcm /Hangcha /Heli

LED 10-80V



LT#:LD03-H801G

Used for Hyster

12V  
222\*50\*49

LT#:LD03-K011G/K012G

Used for Komatsu

12V  
222\*50\*49/85

LT#:LD03-K013G

Used for Komatsu

LED 12-48V



LT#:LD03-K801G

Used for Komatsu

LH RH



LT#:LD03-L010G/L021G

Used for Linde

12V



LT#:LD03-M012G

Used for Mitsubishi

48V



LT#:LD03-T024G

7FB/Left  
Used for Toyota

48V



LT#:LD03-T034G

7FB/Right  
Used for Toyota

12V



LT#:LD03-T041G

7FD/Left  
Used for Toyota

12V



LT#:LD03-T051G

7FD/Right  
Used for Toyota

48V



LT#:LD03-T074G

8FB/Left  
Used for Toyota

48V



LT#:LD03-T084G

8FB/Right  
Used for Toyota

12V



LT#:LD03-T091G

8FD/Left  
Used for Toyota

12V



LT#:LD03-T101G

8FD/Right  
Used for Toyota12V  
243\*60\*85

LT#:LD03-T112G

5-8FD10-30  
Used for Toyota

24V



LT#:LD03-T121G

5FD20-30/1Z  
Used for Toyota48V  
220\*54\*58

LT#:LD03-Y014G

Used for Nichlyu

12V  
260\*47\*53

LT#:LD03-Y021G

Used For Mitsubishi



LT#:A.J.08.32101 12V/10W  
 LT#:A.J.08.48100 48V/10W  
 LT#:A.J.08.56101 56V/10W



LT#:A.J.08.12211 12V/21W  
 LT#:A.J.08.24211 24V/21W



LT#:A.J.08.12212 12V/21W 5W  
 LT#:A.J.08.24212 24V/21W 5W



LT#:A.J.08.12451 12V/45W 40W



LT#:A.J.08.48101 48V/10W



LT#:A.J.08.46102 48V/10W  
 LT#:A.J.08.56102 56V/10W



LT#:A.J.08.48252 48V/25W  
 LT#:A.J.08.56251 56V/25W



LT#:A.J.08.48255 48V/25W  
 LT#:A.J.08.56252 56V/25W



LT#:A.J.08.48258 48V/25W  
 LT#:A.J.08.56253 56V/25W



LT#:A.J.08.48253 48V/25W 10W



LT#:A.J.08.48254 48V/25W 10w  
 LT#:A.J.08.56104 56V/25W 10W



LT#:A.J.08.48401 48V/40W  
 LT#:A.J.08.56401 56V/40W



LT#:A.J.08.48402 48V/40W  
 LT#:LD05-Y540G 56V/40W



LT#:A.J.08.48403 48V/40W



LT#:A.J.08.12551 12V/55W  
 LT#:A.J.08.12100 12V/100W  
 LT#:A.J.08.24100 24V/100W

LT#:A.J.08.48453 48V/45W  
 LT#:A.J.08.48601 48V/60W  
 LT#:A.J.08.56551 56V/55W



LT#:LD05-L1450 12V/45W 40W  
 LT#:LD05-L2550 24V/55W 50W

**LED DC12V/24V/48V**  
Magnetic Mount  
Blink / Rotating  
(Optional rotation type or blink type)  
No Buzzing / with Internal Buzzer  
(Optional with sound or without sound)



**LED DC10V-110V**  
Bolt Mount  
Flashing  
Five flash patterns  
No Buzzing

LT#:A.J.01.2015Y



**LED DC10V-110V**  
Magnetic Mount / Bolt Mount  
Lens Material:AS  
Housing Material:ABS base  
Flashing / No Rotating  
No Buzzing

LT#:A.J.01.2020Y



**LED DC12V-80V**  
Bolt Mount  
Flashing / No Rotating  
No Buzzing

LT#:A.J.01.2080Y

**LED DC12V-80V**  
Bolt Mount  
Flashing / No Rotating  
with Internal Buzzer

LT#:A.J.01.2081Y



**LED DC12V-80V**  
Bolt Mount  
Flashing / No Rotating  
Sound Toggle

LT#:A.J.01.2082Y



**LED DC12V**  
Bolt Mount  
Flashing/Rotating  
with Internal Buzzer

LT#:A.J.01.2083Y

**LED DC24V**  
Bolt Mount  
Flashing/Rotating  
with Internal Buzzer

LT#:A.J.01.2084Y



**DC9V-100V**  
Magnetic Mount / Bolt Mount  
Flashing / with Internal Buz  
Available In 2 Colors

Amber Red  
LT#:A.J.01.2108Y  
LT#:A.J.01.2108R

**DC9V-60V**  
Magnetic Mount/Bolt Mount  
Flashing/with Internal Buzzer  
LT#:A.J.01.2109R  
LT#:A.J.01.2110R



**LED DC12V**  
Bolt Mount  
Flashing / Rotating  
No Buzzing /with Internal Buzzer

LT#:A.J.01.4029Y  
LT#:A.J.01.4029YQ

**LED DC24V**  
Bolt Mount  
Flashing / Rotating  
No Buzzing /with Internal Buzzer  
LT#:A.J.01.4030Y  
LT#:A.J.01.4030YQ



**LED BLUE/RED ZONE**  
LED Power:18W



LT#:A.J.09.0201A



LT#:A.J.09.0202A



LED Power:30W



LT#:A.J.09.0211A



LT#:A.J.09.0212A



**LED BLUE/RED ZONE**  
LED Power:10W



LT#:A.J.09.0215B



LT#:A.J.09.0216B



LT#:A.J.09.0219B



**FEATURES:**

- 3W Osram LED x 6 pcs | x 2 pcs | x 1 pcs;
- PC(Polycarbonate) Lens;
- Die Cast Aluminum Housing;
- Stainless Steel Mounting Bracket;
- CE Rated,RoHS Rated, Ip68 Rated;
- Weatherproof, Quakeproof&Anti-explosive.



Blue Zone Light



Red Zone Light



**LED BLUE/RED STOP**  
DC 12V-80V



LT#:A.J.09.0101A



LT#:A.J.09.0104A



LT#:A.J.09.0111B



Blue Spot



Red Spot

**FEATURES:**

- 3W Gree LED x 2 pcs;
- PC(Polycarbonate) Lens;
- Die Cast Aluminum Housing;
- Stainless Steel Swivel Mounting Bracket;
- CE Rated,RoHS Rated, Ip68 Rated.

**LED BLUE/RED/GREEN ARROW**  
DC 10V-80V



LT#:A.J.09.0307A



LT#:A.J.09.0308A



Green Arrow Spot    Red Arrow Spot    Blue Arrow Spot

**FEATURES:**

- 3W Osram LED x 6 pcs;
- PC(Polycarbonate) Lens;
- Die Cast Aluminum Housing;
- Stainless Steel Mounting Bracket;
- CE Rated,RoHS Rated, Ip68 Rated;
- Weatherproof, Quakeproof&Anti-explosive.

**LED BLUE/RED U-SHAPED**  
DC 10V-80V



LT#:A.J.09.0415A



LT#:A.J.09.0416A



LT#:A.J.09.1001A



Red U-Shaped Light



Blue U-Shaped Light



Red Arc Light



Blue Arc Light

**FEATURES:**

- 3W Gree LED x 8 pcs;
- PC(Polycarbonate) Lens;
- Die Cast Aluminum Housing;
- Stainless Steel Swivel Mounting Bracket.

**LED RED LINE**  
DC 10V-80V



Red Line Light

LT#:A.J.09.1001A



**FORKLIFT PROJECTION LAMP**  
DC 12V-80V



LT#:A.J.09.0601A



FORKLIFT SPEED LIMIT ALARM



LT#:A.K.01.0101

Name Forklift Speed Limit Alarm(Wired/WC)  
Model Number SF-102/12-48V

LT#:A.K.01.0102

Name Forklift Speed Limit Alarm(Wireless/WC)  
Model Number SF-102/12-48V



FORKLIFT SPEED LIMIT ALARM



LT#:A.K.01.0116

Name Forklift Speed Limit Alarm(Wired/SP)  
Model Number SP02A

LT#:A.K.01.0117

Name Forklift Speed Limit Alarm(Wireless/SP)  
Model Number SP02A



WIRELESS RANGING COLLISION AVOIDANCE SYSTEM  
DC 12V-48V



LT#:A.K.02.0101

Accessories



Optional Accessories



AI IMAGE COLLISION AVOIDANCE SYSTEM



LT#:A.K.02.0102



MILLIMETER WAVE RADAR COLLISION WARNING SYSTEM  
DC 12V-24V



LT#:A.K.02.0103



DRIVING REVERSE IMAGING SYSTEM



LT#:A.K.03.0108

Name	Driving Reverse Imaging System
Model Number	Driving/Reversing(12-24V)

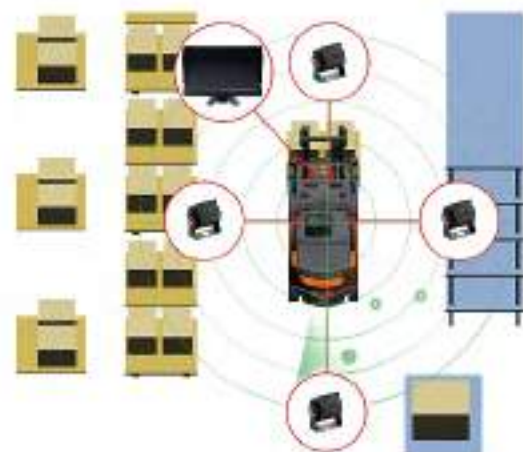
LT#:A.K.03.0110

Name	Driving Reverse Imaging System(V2.0Version)
Model Number	SF-401

Three Types of Probes Available



FORKLIFT BLIND SPOT DISPLAY



LT#:A.K.03.0113

Name	Forklift Blind Spot Display(Line length 8 meters)
Model Number	7-inch Display(9-36V)


LT#:A.K.03.0114

Name	Forklift Blind Spot Display(Line length 10 meters)
Model Number	7-inch Display(9-36V)

LT#:A.K.03.0115

Name	Forklift Blind Spot Display
Model Number	7-inch Display(2 Split screen)

Product Parameters



Obverse Side    Reverse Side    Startup Display

OVERWEIGHT ALARM(ALARM ONLY)  
DC 12V-24V



LT#:A.K.05.0102

Accessories



ZAPY CHAIN TYPE A1 MINI FORKLIFT SCALE  
WITHOUT PRINTING  
DC 12V-24V



LT#:A.K.05.1001A1



99% Accuracy    1% Maximum error    10kg Display scale    50-5000kg Range

ZAPY FORK LIFT TRUCK SCALE  
DC 12V-24V



LT#:A.K.05.1011



Model Number	Maximum range(kg)	Minimum weighing(kg)	Display scale(kg)	Comprehensive error(%)
H2-25	2500	30	1	0.2
H2-35	3500	30	1	0.2
H2-45	4500	30	1	0.2

**AUDIBLE AND VISUAL ALARM**

DC 12V-24V



Name	LT#	Model Number
Audible and Visual Alarm	A.K.06.0104	SF-503
Audible and Visual Alarm	A.K.06.0105	SF-500A



**SEAT BELT ALARM**



Name	LT#	Model Number
Seat Belt Alarm	A.K.06.0108	Voice Prompts
Seat Belt Alarm with Relay	A.K.06.0109	Voice Prompts



**FORKLIFT FINGERPRINT LOCK**

DC 12V-48V



LT#:A.K.06.0113



**SWIPE CARD CONTROLLER**

DC 12V-24V



Name	LT#	Model Number
Swipe Card Controller	A.K.06.0116	XSCC-A-A V2.2
Swipe Card Controller (Delayed power outage)	A.K.06.0120A	XSCC-A-B

**FEATURES:**

- Stand-alone;
- Swipe card to start and stop vehicles;
- Add/delete employee card;
- Compatible with customer employee card (IC).



LT#:A.H.01.0101A

A7S92-40191  
Used for Heli



LT#:A.H.01.0103A

A7G52-40101  
Used for Heli



LT#:A.H.01.0105A

A7J32-40111  
Used for Heli



LT#:A.H.01.0111A

AE712-40081  
Used for Heli



LT#:A.H.01.0113A

A7S92-40192  
Used for Heli



LT#:A.H.01.0115A

A61S2-41601Z  
Used for Heli



LT#:A.H.01.0125A

P92L2-41901  
Used for Heli



LT#:A.H.01.0151A

A71Y2-42111Z  
Used for Heli



LT#:A.H.01.0153A

H2YY2-40801  
Used for Heli



LT#:A.H.01.0157A

GY832-40501  
Used for Heli



LT#:A.H.01.0159A

D09JK803HL  
Used for Heli



LT#:A.H.01.0165A

A7Y52-40601/JK804BJ  
Used for Baoji Heli/UN



LT#:A.H.01.0169A  
D09JK804B  
Used for Heli



LT#:A.H.01.0171A  
G47U2-40081  
Used for Heli



LT#:A.H.01.0201B  
HX800-HC-G01  
Used for Hangcha



LT#:A.H.01.0203B  
HX255-700020-000  
Used for Hangcha



LT#:A.H.01.0209A  
XIPD350-700020-000  
Used for Hangcha



LT#:A.H.01.0225A  
JKD-2000  
Used for Hangcha



LT#:A.H.01.0251A  
R960(1-3T)  
Used for Hangcha



LT#:A.H.01.0253A  
GR501(5-10T)  
Used for Hangcha



LT#:A.H.01.0255B  
XF250-705000-000  
Used for Hangcha



LT#:A.H.01.0301B  
JK810BB-HC/FC  
Used for Longgong



LT#:A.H.01.0303C  
JK361LG  
Used for Longgong



LT#:A.H.01.0321A  
Used for Longgong/Hyundai/  
Hecha/Good sense/Huahe/UN/Xilin



LT#:A.H.01.0401C  
JK806AA-HC(JK803HX/2)  
Used for Tailift



LT#:A.H.01.0501A  
JK361MKS  
Used for Maximal



LT#:A.H.01.0511A  
JK803MKS  
Used for Maximal



LT#:A.H.01.0513A  
JK804MKS  
Used for Maximal



LT#:A.H.01.0611A  
JK803YG  
Used for Feeler



LT#:A.H.01.0701A  
JK806AA-JAC(JK803HX/1)  
Used for Jac



LT#:A.H.01.0703A  
JK806AA-JAC/JK803YL  
Used for Jac



LT#:A.H.01.0805B  
JK811(JK815HZ/1)  
Used for Noblelift



LT#:A.H.01.1001A  
JK803JXX/1  
Used for Good sense















LT#:A.H.01.1013A  
JK805JXX  
Used for Good sense



























LT#:A.H.01.1101A  
JK803ZL  
Used for EP















LT#:A.H.01.1111A  
JK803ZL  
Used for EP

 <b>LT#:A.H.01.1113A</b> JK803ZL-4 Used for EP	 <b>LT#:A.H.01.1201A</b> JK803BL/2 Used for Baoli	 <b>LT#:A.H.01.1301A</b> JK806BYD/1 Used for Byd
 <b>LT#:A.H.01.1401A</b> JK803JC-2 Used for Teu	 <b>LT#:A.H.01.2501A</b> JK804 Used for Xilin	 <b>LT#:LD08-C001G</b> FD35V5T Used for Tcm
 <b>LT#:LD08-C101G</b> FD30 T3C/T6 Used for Tcm	 <b>LT#:LD08-D001G</b> 301403-00001 Used for Doosan	 <b>LT#:LD08-L001G</b> 0009701227 Used for Linde
 <b>LT#:LD08-L004G</b> RC41/30 Used for Still	 <b>LT#:LD08-M001G</b> FD30NT Used for Mitsubishi	 <b>LT#:LD08-X101G</b> HB/HBF Used for Hyundai













 <b>LT#:A.H.02.0101/0103</b> HX-JK352(P/F) Used for Heli	 <b>LT#:A.H.02.0105</b> FXK-II-06 Used for Hangcha/Hecha	 <b>LT#:A.H.02.0115/0117</b> D09JK352A Used for Heli
 <b>LT#:A.H.02.0118</b> Q64G2-40901Z Used for Heli	 <b>LT#:A.H.02.0119</b> FXK-II-060 Used for Heli	 <b>LT#:A.H.02.0201/0203</b> ETCS-FXK-402/402A Used for Heli
 <b>LT#:LD07-C001G</b> Used for Tcm	 <b>LT#:LD07-D001G</b> D147458C Used for Daewoo	 <b>LT#:LD07-D002G</b> A374048 Used for Doosan
 <b>LT#:LD07-K001A</b> 3EB-55-32222 Used for Komatsu	 <b>LT#:LD07-K002G</b> 3EB-55-32222/LB32-302A Used for Komatsu	 <b>LT#:LD07-K003G</b> 3EB-56-43220/LB32-303A Used for Komatsu

<p>Gear Switch</p>  <p><b>LT#:LD07-L001G</b> 12833584501 Used for Linde</p>	<p>Gear Switch</p>  <p><b>LT#:LD07-M001G</b> Used for Mitsubishi</p>	<p>Gear Switch</p>  <p><b>LT#:LD07-M002G</b> Used for Mitsubishi</p>
<p>Gear Switch</p>  <p><b>LT#:LD07-M003G</b> Used for Mitsubishi</p>	<p>Gear Switch R</p>  <p><b>LT#:LD07-N101G</b> Used for Nichiyu</p>	<p>Gear Switch(Left)</p>  <p><b>LT#:LD07-N102G</b> Used for Nichiyu</p>
<p>Gear Switch</p>  <p><b>LT#:LD07-T001G</b> Used for Toyota</p>	<p>Gear Switch</p>  <p><b>LT#:LD07-T002G</b> Used for Toyota</p>	<p>Gear Switch</p>  <p><b>LT#:LD07-T101G</b> Used for Toyota</p>
<p>Gear Switch</p>  <p><b>LT#:LD07-T102G</b> Used for Toyota</p>	<p>Forward and Back Switch</p>  <p><b>LT#:LD07-T103G</b> Used for Toyota</p>	<p>Gear Switch</p>  <p><b>LT#:LD07-T104G</b> Used for Toyota</p>

<p>Light Switch</p>  <p><b>LT#:LD09-K001A</b> 3EB-55-32212 Used for Komatsu</p>	<p>Light Switch</p>  <p><b>LT#:LD09-K002G</b> LB33-301A Used for Komatsu</p>	<p>Light Switch</p>  <p><b>LT#:LD09-K003G</b> 3EB-56-53231 Used for Komatsu</p>
<p>Light Switch</p>  <p><b>LT#:LD09-K004G</b> 3EB-55-32410 Used for Komatsu</p>	<p>Light Switch</p>  <p><b>LT#:LD09-T001G</b> Used for Tcm</p>	<p>Light Switch</p>  <p><b>LT#:LD09-T002G</b> Used for Toyota</p>
<p>Light Switch</p>  <p><b>LT#:LD09-T003G</b> Used for Toyota</p>	<p>Brake Light Switch</p>  <p><b>LT#:LD09-T201G</b> Used for Toyota</p>	<p>Reversing Light Switch</p>  <p><b>LT#:LD09-T301G</b> Used for Toyota</p>
<p>Turn Signal</p>  <p><b>LT#:LD09-L101G</b> Used for Linde</p>	<p>Headlight Switch</p>  <p><b>LT#:LD09-L102G</b> Used for Linde</p>	<p>Light Switch</p>  <p><b>LT#:LD09-M002G</b> Used for Mitsubishi</p>



03  
PART

ELECTRICAL PARTS





<p>Brake Light Switch</p>  <p>LT#:LD09-M201G Used for Mitsubishi</p>	<p>Turning Light Switch</p>  <p>LT#:A.H.03.0101 JK802B(P) Used for Heli</p>	<p>Turning Light Switch</p>  <p>LT#:A.H.03.0105 JK802A Used for Heli</p>
<p>Headlight Switch</p>  <p>LT#:A.H.03.0201 JK107</p>	<p>Headlight Switch</p>  <p>LT#:A.H.03.0203 JK211 Used for Heli</p>	<p>Headlight Switch</p>  <p>LT#:A.H.03.0205 JK211 Used for Heli</p>
<p>Gear Switch</p>  <p>LT#:A.H.03.0206 JK211 Used for Hangcha</p>	<p>Brake Light Switch</p>  <p>LT#:A.H.03.0207 JK205 Used for Heli</p>	<p>Brake Light Switch</p>  <p>LT#:A.H.03.0209 JK231</p>
<p>Zero Gear Switch</p>  <p>LT#:A.H.03.0217 JK-208A Used for Heli</p>	<p>Brake Light Switch</p>  <p>LT#:A.H.03.0224 JD09JK205B Used for Heli</p>	<p>Brake Light Switch</p>  <p>LT#:A.H.03.0225/0226 Used for Hangcha</p>

03  
PART

ELECTRICAL PARTS

<p>Ignition Switch</p>  <p>LT#:LD10-A001G 25150-66105 Used for Nissan</p>	<p>Ignition Switch</p>  <p>LT#:LD10-A002G 25150-02H01 Used for Nissan</p>	<p>Original Key Switch</p>  <p>LT#:LD10-C001A 281U2-62011 Used for Tcm</p>
<p>Key Switch</p>  <p>LT#:LD10-C004G 281E2-62011 Used for Tcm</p>	<p>Ignition Switch</p>  <p>LT#:LD10-D001G A334112 Used for Doosan</p>	<p>Ignition Switch</p>  <p>LT#:LD10-H001A 875-101/272041 Used for Hyster</p>
<p>Key Switch</p>  <p>LT#:LD10-J001G 28526100(702) Used for Jungheinrich</p>	<p>Ignition Switch</p>  <p>LT#:LD10-K001G 3EB-55-21761 Used for Komatsu</p>	<p>Ignition Switch</p>  <p>LT#:LD10-K002G 3EB-55-51120 Used for Komatsu</p>
<p>Start Switch</p>  <p>LT#:LD10-L004G 0009730212 Used for Linde</p>	<p>Key Switch</p>  <p>LT#:LD10-L005G 7915492632 Used for Linde</p>	<p>Ignition Switch</p>  <p>LT#:LD10-M003G 91A05-21400 Used for Mitsubishi</p>



Key Switch  LT#:LD10-N002G 24800-64830 Used for Nichiyu	Key Switch  LT#:LD10-N003G 70001-33650 Used for Nichiyu	Ignition Switch  LT#:LD10-T001G 57590-23333-71 Used for Toyota
Ignition Switch  LT#:LD10-T003G 57420-22060-71 Used for Toyota	Key Switch  LT#:A.H.05.0101 JK421	Key Switch  LT#:A.H.05.0106 JK410/633 Used for Linde
Key Switch  LT#:A.H.05.0107 JK410/801 Used for Linde/Jungheinrich	Key Switch  LT#:A.H.05.0110 JK404C	Key Switch Assy  LT#:A.H.05.0119 JK410P Used for Heli
Key Switch Assy  LT#:A.H.05.0123 JK405C-1 Used for Hangcha	Ignition Switch  LT#:A.H.05.0203 JK411A Used for Heli/Tcm	Ignition Switch  LT#:A.H.05.0213 JK406

Ignition Switch  LT#:A.H.05.0218 JK406C Used for Hangcha	Ignition Switch  LT#:A.H.05.0221 JK418 Used for Tailift	Key Switch Assy Key Universal Use  LT#:B.K.02.0105 JK530 Used for Liftstar
Key Switch Key Not Universal Use  LT#:B.K.02.0202 JK404C-1 Used for Hangcha/EP	Key Switch Assy Key Universal Use  LT#:B.K.02.0209 JK2801-AMP Used for Hangcha	Key Switch Key Universal Use  LT#:B.K.02.0210 JK118 Used for Hangcha
Key Switch(New)  LT#:B.K.02.0303 LKS-101A Used for Noblelift	Key Switch Assy  LT#:B.K.02.0401 JK118-AMP Used for EP	Key Switch Assy  LT#:B.K.02.0403 JK118-Molex Used for EP
Key Switch Including Wire Plug  LT#:B.K.02.0506 35602000007-93 Used for Xilin	Key Switch Key Universal Use  LT#:B.K.02.0601 JK422 Used for Mima	Key Switch  LT#:B.K.02.1003 12029711-00 Used for Byd













<p>300A</p> <p><b>LT#:A.H.04.01.0401</b> 80229-00/7915498510 Used for Linde</p>	<p>300A</p> <p><b>LT#:A.H.04.01.0411</b> 80229-20 Used for Heli</p>	<p>300A</p> <p><b>LT#:A.H.04.01.0412</b> 80229-36 Used for Heli</p>
<p>190A</p> <p><b>LT#:A.H.04.01.1202</b> 80225-30/7915491605 Used for Linde</p>	<p>190A</p> <p><b>LT#:A.H.04.01.1203</b> 80225-35 Used for Linde</p>	<p>190A</p> <p><b>LT#:A.H.04.01.1204</b> 80225-31/7915491601 Used for Linde</p>
<p>300A</p> <p><b>LT#:A.H.04.01.1401</b> 80229-40/7915498500 Used for Linde</p>	<p>48V</p> <p><b>LT#:A.H.04.02.0002</b> 7915491622 Used for Linde</p>	<p>48V</p> <p><b>LT#:A.H.04.02.0003</b> 7915491619 Used for Linde</p>
<p>48V</p> <p><b>LT#:A.H.04.02.0004</b> 7915491602/ED125-28 Used for Linde</p>	<p>24V</p> <p><b>LT#:A.H.04.02.2201</b> SD150A-26 Used for Hyster</p>	<p>24V</p> <p><b>LT#:A.H.04.02.2301</b> SD200A-16 Used for Hyster</p>

<p>48V</p> <p><b>LT#:A.H.04.02.3401</b> SD250AB-42 Used for Jungheinrich</p>	<p><b>LT#:A.H.04.03.0103</b> XB2-BS542 Used for Heli</p>	<p><b>LT#:A.H.04.03.0203</b> B2-BE102C Used for Hangcha</p>
<p>400A</p> <p><b>LT#:A.H.04.03.0501</b> ED400P-2 Used for Tailift</p>	<p><b>LT#:LD11-J001A</b> 50020312 Used for Jungheinrich</p>	<p><b>LT#:LD11-M001A</b> 91206-21700 Used for Mitsubishi</p>
<p><b>LT#:B.K.01.0101</b> 1220-500001-10 Used for EP</p>	<p>48V 125A</p> <p><b>LT#:B.K.01.0105</b> AB200-700006-000 Used for Hangcha/EP</p>	<p>96V 125A</p> <p><b>LT#:B.K.01.0106</b> ED125P-1 Used for Jialift</p>
<p>48V 125A</p> <p><b>LT#:B.K.01.0107G1</b> ED125X Used for Hangcha</p>	<p>96V 250A</p> <p><b>LT#:B.K.01.0111</b> ED252-A</p>	<p>48-110V</p> <p><b>LT#:B.K.01.0205</b> ZJK-250</p>

EMERGENCY STOP SWITCHES

03  
PART



ELECTRICAL PARTS

<p>48-110V</p>  <p>LT#:B.K.01.0207 ED250-F28</p>	<p>96V 250A</p>  <p>LT#:B.K.01.0208 ED250AB-2 Used for Liftstar</p>	 <p>LT#:B.K.01.0301 1000407017 Used for Liftstar/Chuli/EP</p>
<p>48V 125A</p>  <p>LT#:B.K.01.0303 ED125-34AB Used for Liftstar</p>	 <p>LT#:B.K.01.0305 1900407001 Used for Liftstar</p>	<p>48V</p>  <p>LT#:B.K.01.0401 1114-540000-00 Used for EP</p>
 <p>LT#:B.K.01.0501 TN3BKR-1C Used for Xilin</p>	<p>48V</p>  <p>LT#:B.K.01.0602G1 10301002/920200100024 Used for Noblelift</p>	<p>220V 250A</p>  <p>LT#:B.K.01.0603 2240434001 Used for Noblelift</p>
 <p>LT#:B.K.01.0605 9000008515/920200100001 Used for Noblelift/Heli</p>	 <p>LT#:B.K.01.0608G2 920200100015 Used for Noblelift</p>	 <p>LT#:B.K.01.0901 A22-01 Used for Byd</p>

MICRO SWITCHES

03  
PART

ELECTRICAL PARTS

<p>Micro Switch</p>  <p>LT#:A.H.06.01.0104 Z-15GW22-B</p>	<p>Micro Switch</p>  <p>LT#:A.H.06.01.0109 Z-15GQ22-B</p>	<p>Micro Switch</p>  <p>LT#:A.H.06.01.1105 LXW5-11G2</p>
<p>Micro Switch</p>  <p>LT#:A.H.06.01.1111 Z-15GQ22-B</p>	<p>Micro Switch</p>  <p>LT#:A.H.06.01.1115 LXW6-11DL Used for Tcm</p>	<p>Micro Switch</p>  <p>LT#:A.H.06.01.1116 YBLXW-5/11N1 Used for Hangcha</p>
<p>Micro Switch</p>  <p>LT#:A.H.06.01.1120 Z-15GW2-B Used for EP</p>	<p>Micro Switch</p>  <p>LT#:A.H.06.01.1125 D4MC-5020-N Used for Byd</p>	<p>Micro Switch</p>  <p>LT#:A.H.06.01.1311 XV-153-1C25</p>
<p>Micro Switch</p>  <p>LT#:A.H.06.01.2105 V-155-1C25</p>	<p>Micro Switch</p>  <p>LT#:A.H.06.01.2112 RV-165-1C25</p>	<p>Valve-control Switch</p>  <p>LT#:A.H.06.03.0202 A61S2-40521 Used for Heli</p>

Micro Switch



LT#:LD12-J001G

Used for Jungheinrich

Micro Switch



LT#:LD12-L002G

K1619  
Used for Linde

Micro Switch



LT#:LD12-T001G

58830-23320-71  
Used for Toyota

Micro Switch



LT#:LD12-T003G

58830-23320-71  
Used for Toyota

Micro Switch



LT#:B.K.05.0101A1

SS-5  
Used for Liftstar

Micro Switch



LT#:B.K.05.0102A1

SS-5GL2  
Used for Liftstar

Micro Switch



LT#:B.K.05.0201A1

KW12-1  
Used for Hangcha

Micro Switch



LT#:B.K.05.0402A1

1220-560002-00  
Used for EP

Micro Switch



LT#:B.K.05.0403G1

LXW5-11G1  
Used for EP

Micro Switch



LT#:B.K.05.0404G1

D45X(166-1C25)  
Used for EP

Micro Switch



LT#:B.K.05.0501A1

TM1307  
Used for Xilin

Micro Switch



LT#:B.K.05.2001A1

G905



LT#:A.H.08.0103A1

C23A2-40021B  
Used for Heli

LT#:A.H.08.0190A1

Q8F32-40331  
Used for Heli

LT#:A.H.08.0302A1

Q78B2-40901  
Used for Heli

LT#:A.H.08.0309A1

A6102-40141  
Used for Heli

LT#:A.H.08.0311A1

JR140-700100-000  
Used for Hangcha

LT#:LD13-J001G

50441641  
Used for Jungheinrich

LT#:LD13-J002G

50297513  
Used for Jungheinrich

LT#:LD13-J003G

51045971  
Used for Jungheinrich

LT#:LD13-J004G

51239402  
Used for Jungheinrich

LT#:LD13-T002G



67820-16600-71  
Used for Toyota

LT#:B.K.05.0121A1

2000535005  
Used for Liftstar

LT#:B.K.05.0144A1

1000407002  
Used for Liftstar

 <p><b>LT#:B.K.05.0152A1</b> 8700408001 Used for Liftstar</p>	 <p><b>LT#:B.K.05.0222A1</b> AMB150-703000-001 Used for Hangcha</p>	 <p><b>LT#:B.K.05.0230A1</b> AMB155-702000-000 Used for Hangcha</p>
 <p><b>LT#:B.K.05.0250A1</b> ABS200-700800-000 Used for Hangcha</p>	 <p><b>LT#:B.K.05.0304A1</b> 920200300012 Used for Noblift</p>	 <p><b>LT#:B.K.05.0321A1</b> 920200400033 Used for Noblift</p>
 <p><b>LT#:B.K.05.0322A2</b> 920200400027 Used for Noblift</p>	 <p><b>LT#:B.K.05.0351A1</b> 9000008332 Used for Noblift</p>	 <p><b>LT#:B.K.05.0427A1</b> 1115-520009-0A/1115-52009-0A Used for EP</p>
 <p><b>LT#:B.K.05.0452A1</b> 1121-522000-00 Used for EP</p>	 <p><b>LT#:B.K.05.0531A1</b> TZ-3112 Used for Xilin</p>	 <p><b>LT#:B.K.05.0821A1</b> CJF17-05PA Used for Jialift</p>

<p>Electronic Flasher 12V</p>  <p><b>LT#:A.P.07.0112</b> SG152 Used for Tcm</p>	<p>Electronic Flasher 24V</p>  <p><b>LT#:A.P.07.0124</b> SG252 Used for Tcm</p>	<p>Electronic Flasher 48V</p>  <p><b>LT#:A.P.07.0126</b> SG452 Used for Tcm</p>
<p>Flasher Relay</p>  <p><b>LT#:LD14-L.307A</b> 0009732502 Used for Linde</p>	<p>Preheating Relay 12V</p>  <p><b>LT#:A.P.08.0112</b> J01030/04 Used for Tcm</p>	<p>Preheating Relay 24V</p>  <p><b>LT#:A.P.08.0124</b> J01030/04 Used for Tcm</p>
<p>Pre-heat Timing</p>  <p><b>LT#:LD14-K101G</b> 3EC-55-31550 Used for Komatsu</p>	<p>Pre-heat Timing(Original)</p>  <p><b>LT#:LD14-K102A</b> 129930-77950/129930-77970 Used for Komatsu</p>	<p>Pre-heat Relay 12V</p>  <p><b>LT#:LD14-T201G</b> 28610-76001-71 Used for Toyota</p>
<p>Timer,QGS-Controller 12V</p>  <p><b>LT#:A.P.09.0112</b> JQK Used for Tcm</p>	<p>Timer,QGS-Controller 24V</p>  <p><b>LT#:A.P.09.0124</b> JQK1 Used for Tcm</p>	<p>Timer,QGS-Controller</p>  <p><b>LT#:LD14-C102G</b> Z-8-97040-501-0 Used for Tcm</p>

Timer,QGS-Controller



LT#:LD14-C103G  
242F2-42301  
Used for Tcm

Timer,QGS-Controller



LT#:LD14-M101G  
91A04-13200  
Used for Mitsubishi

Starter Relay  
12V



LT#:LD14-C002G  
15-82550-029-0  
Used for Tcm

Starter Relay  
24V



LT#:LD14-C003G  
Z-6-82550-030-0  
Used for Tcm

Relay



LT#:LD14-C303G  
CA1a-DC48V-N  
Used for Tcm/Nichiyu

Starter Relay  
12V



LT#:LD14-K001G  
3EB-55-31270  
Used for Komatsu

Relay



LT#:LD14-L301G  
7916291264  
Used for Linde

Relay



LT#:LD14-L302G  
13903605101  
Used for Linde

Relay



LT#:LD14-L303A  
0009731315  
Used for Linde

Relay



LT#:LD14-L306A  
7916299071  
Used for Linde

Electronic Regulator  
12V



LT#:A.P.11.0112  
JFT147-14C

Electronic Regulator  
24V



LT#:A.P.11.0124  
JFT147-28C



LT#:A.P.02.0106  
A7L72-40061  
Used for Heli



LT#:A.P.02.0107  
A61S2-4I201  
Used for Heli



LT#:A.P.02.0108  
A67V2-4024I  
Used for Heli



LT#:A.P.02.0113  
P91A2-40511  
Used for Heli



LT#:A.P.02.0114  
ME2151-70000-000  
Used for Hangcha



LT#:A.P.02.0118  
JP255-760000-000  
Used for Hangcha



LT#:A.P.02.0119  
GR501-704000-002  
Used for Hangcha



LT#:A.P.02.0201  
HC232Z2-42131  
Used for Tcm



LT#:A.P.02.0203  
2CH52-40501  
Used for Tcm



LT#:LD15-C004G  
283E2-40301  
Used for Tcm



LT#:LD15-D001G  
A651145  
Used for Doosan



LT#:LD15-M001J  
91A04-26022  
Used for Mitsubishi

Hour Meter  
48V



LT#:A.G.01.01.0148  
906T48HNDAO

Hour Meter  
48V



LT#:A.G.01.01.0249  
906D48BWBANV

Battery Display



LT#:A.G.01.03.0115  
GE

Battery Display  
24-80V



LT#:A.G.01.03.0302  
A63V2-41101G

Battery Display



LT#:A.G.01.03.0402  
B00CR001B01

Battery Display



LT#:A.G.01.03.0403  
300605-00049  
Used for Doosan

Battery Display



LT#:A.G.01.03.1003  
17633552-00T  
Used for Xilin

Battery Display  
48V



LT#:A.G.01.03.1011  
841R48BN11001H  
Used for Hyundai

Battery Display



LT#:A.G.01.03.1015  
604/90010  
Used for Feller

Battery Display  
12/80V



LT#:A.G.01.03.1015  
17644700-5108

Battery Display



LT#:A.G.01.04.0401  
DK-950  
Used for Heli

Battery Display



LT#:A.G.01.04.0510  
A7L12-40401  
Used for Heli

Battery Display  
16-100V



LT#:A.G.01.04.0523  
M2D12-40241CF  
Used for Heli

Battery Display  
16-100V



LT#:A.G.01.04.0524  
A7XB2-40051  
Used for Heli

Battery Display



LT#:A.G.01.04.0530  
A75T2-40051  
Used for Heli

Battery Display



LT#:A.G.01.04.0603  
QLB2.294.001  
Used for Heli

Battery Display



LT#:A.G.01.04.0610  
QLB2.038.001  
Used for Heli

Battery Display



LT#:A.G.01.04.0625  
A7S92-40201  
Used for Heli

Battery Display  
72/80V



LT#:A.G.01.04.0632  
A7T52-40052  
Used for Heli

Battery Display



LT#:A.G.01.04.0638  
A7B32-40051  
Used for Heli

Battery Display  
48V



LT#:A.G.01.05.0401  
17644500-5023  
Used for Hangcha

Battery Display  
80V



LT#:A.G.01.05.0405  
17644500-5023  
Used for Hangcha

Battery Display



LT#:A.G.01.05.0409  
3501TB-5004  
Used for Noblelift

Battery Display  
12-80V



LT#:A.G.01.05.0410  
JS161-740001-000  
Used for Hangcha

Battery Display  
36/48V

LT#:A.G.01.05.0420  
QLB2-854.000  
Used for Noblelift

Battery Display  
48V

LT#:A.G.01.05.0526  
Used for Hangcha

Battery Display  
36/48V

LT#:A.G.01.05.0529  
FC9026-Smart  
Used for EP

Battery Display  
12-80V

LT#:A.G.01.05.1001G1  
3210T-5108

Battery Display Board



LT#:A.G.01.09.0101  
H2003B  
Used for Heli

Combined Display  
12V

LT#:A.G.02.01.0159  
Used for Hangcha

Combined Display



LT#:A.G.02.01.0301  
DK-702 003(498/C240)  
Used for Tcmc

Combined Display



LT#:A.G.02.02.0101  
Used for Heli/Jac

Combined Display



LT#:A.G.02.02.0108  
D04ZB909CAN-01  
Used for Heli

Combined Display



LT#:A.G.02.02.0109  
Used for Heli

Combined Display



LT#:A.G.02.02.0113  
D04ZB173B  
Used for Heli

Combined Display  
12V

LT#:A.G.02.02.0124  
D04ZB909TE  
Used for Heli

Combined Display



LT#:A.G.02.02.0125  
HZB173YBXS15  
Used for Heli

Combined Display



LT#:A.G.02.02.0127  
D04ZB173C  
Used for Heli

Combined Display



LT#:A.G.02.02.0128  
HZB173YB1-HZ  
Used for Heli

Combined Display  
12V

LT#:A.G.02.02.0135  
Used for Heli

Combined Display  
24V

LT#:A.G.02.02.0145  
Used for Heli

Combined Display  
12V

LT#:A.G.02.02.0215  
217G2-40301  
Used for Tcm

Combined Display



LT#:A.G.02.02.0266  
HZB909YCAN-SLJ  
Used for Longgong

Combined Display



LT#:A.G.02.02.0301  
Used for Hangcha

Combined Display



LT#:A.G.02.02.0302  
DZB7216PA-HC  
Used for Hangcha

Oil Display  
12V

LT#:A.G.02.03.0660  
D0-8111A

Ombination Instrument Head



LT#:LD16-C002G  
2CD52-40801/LM20-009A  
Used for Tcm

Instrument Head



LT#:LD16-H001G  
1623726/LM20-801A  
Used for Hyster